

Supplement 12 - 2020

ISBN - 978-989-99834-7-2

ARQUIPELAGO

LIFE AND MARINE SCIENCES

Supplement 12

Synopsis of biological, ecological
and fisheries-related information
on priority marine species
in the Azores region

Régis Santos, Wendell Medeiros-Leal
and Mário Pinho



PESCAZ

SUSTAINABLE FISHERIES IN THE AZORES

ARQUIPELAGO

Life and Marine Sciences

SCOPE

ARQUIPELAGO - Life and Marine Sciences, publishes annually original scientific articles, short communications and reviews on the terrestrial and marine environment of Atlantic oceanic islands and seamounts.

PUBLISHER

University of the Azores
Rua da Mãe de Deus, 58
PT – 9500-321 Ponta Delgada, Azores, Portugal

EDITOR IN CHIEF

Helen Rost Martins (e-mail: helen.r.martins@uac.pt)
Department of Oceanography and Fisheries / Faculty of Science and Technology
University of the Azores, Horta, Azores, Portugal
Phone: +351 292 200 400 /428

TECHNICAL EDITOR

Paula C. M. Lourinho (e-mail: paula.cm.lourinho@uac.pt)
Phone: +351 292 200 400 /454

GUEST EDITOR FOR SUPPLEMENT 12

Régis Santos
e-mail: regis.vs.santos@uac.pt

INTERNET RESOURCES

<http://www.oceanos.uac.pt/arquipelago>

FINANCIAL SUPPORT

The PESCAz project (ref. MAR-01.03.02-FEAMP-0039).

EDITORIAL BOARD

José M.N. Azevedo, Faculty of Science and Technology, University of the Azores, Ponta Delgada; **Paulo A.V. Borges**, Azorean Biodiversity Group, University of the Azores, Angra do Heroísmo; **João M.A. Gonçalves**, Faculty of Science and Technology, University of the Azores, Horta; **Louise Allcock**, National University of Ireland, Galway, Ireland; **Joël Bried**, Cabinet vétérinaire, Biarritz, France; **João Canning Clode**, Marine Biological Station of Funchal, Madeira, Portugal; **Martin A. Collins**, British Antarctic Survey, Cambridge, UK; **Charles H.J.M. Franssen**, Naturalis Biodiversity Center, Leiden, Netherlands; **Suzanne Fredericq**, Louisiana University at Lafayette, Louisiana, USA; **Tony Pitcher**, University of British Columbia Fisheries Center, Vancouver, Canada; **Hanno Schaefer**, Munich Technical University, Munich, Germany.

Indexed in:

Web of Science Master Journal List

Illustrations credits: © Les Gallagher - *Fishpics*® & IMAR-DOP, UAç. Cover design: Emmanuel Arand. Photo: *Serranus atricauda* - Wendell Medeiros-Leal and Régis Santos.



Cofinanciado por:



ARQUIPELAGO

LIFE AND MARINE SCIENCES

Supplement 12

Synopsis of biological, ecological and fisheries-related information on priority marine species in the Azores region

Régis Santos, Wendell Medeiros-Leal and Mário Pinho

This supplement should be cited as follows:

Santos, Régis. Wendell Medeiros-Leal and Mário Pinho 2020. Synopsis of biological, ecological and fisheries-related information on priority marine species in the Azores region. *Arquipelago*. Life and Marine Sciences. Supplement 12. 138pp.

Supplement 12 is available online at:
<http://www.oceanos.uac.pt/arquipelago>
<https://doi.org/10.25752/arq.23299>

Contents

Abstract	1
Introduction	2
Material and Methods	3
Species Fact Sheets	5
Blackspot seabream <i>Pagellus bogaraveo</i>	5
Veined squid <i>Loligo forbesii</i>	14
Blue jack mackerel <i>Trachurus picturatus</i>	18
Blackbelly rosefish <i>Helicolenus dactylopterus</i>	24
Red Porgy <i>Pagrus pagrus</i>	31
Forkbeard <i>Phycis phycis</i>	36
European conger <i>Conger conger</i>	42
Alfonsino <i>Beryx decadactylus</i>	47
Splendid alfonsino <i>Beryx splendens</i>	54
Parrotfish <i>Sparisoma cretense</i>	61
Silver scabbardfish <i>Lepidopus caudatus</i>	65
Red scorpionfish <i>Scorpaena scrofa</i>	71
Atlantic chub mackerel <i>Scomber colias</i>	75
Blacktail comber <i>Serranus atricauda</i>	79
Offshore rockfish <i>Pontinus kuhlii</i>	83
Amberjacks nei <i>Seriola spp</i>	89
Common mora <i>Mora moro</i>	93
Common spiny lobster <i>Palinurus elephas</i>	97
Black scabbardfish <i>Aphanopus carbo</i>	101
Rough limpet <i>Patella aspera</i>	106
Thornback ray <i>Raja clavata</i>	110
Mediterranean slipper lobster <i>Scyllarides latus</i>	115
Final Considerations	119
Overview of the Current Data Availability	120
Acknowledgements	121
References	122
Appendix I	134
Glossary	135

Synopsis of biological, ecological and fisheries-related information on priority marine species in the Azores region

RÉGIS SANTOS, WENDELL MEDEIROS-LEAL AND MÁRIO PINHO



Santos, R., W. Medeiros-Leal and M. Pinho 2020. Synopsis of biological, ecological and fisheries-related information on priority marine species in the Azores region. *Arquipelago*. Life and Marine Sciences. Supplement 12: 138pp. <https://doi.org/10.25752/arq.23299>

Studies on life history and stock structure of marine species have evolved in the Azores region during the last 40 years. This information is essential to feed fishery stock assessment models that fit available data to determine current stock status and provide advice on the optimum (sustainable) exploitation. However, most of these data are only available in a fragmented manner in several scientific papers, books, theses and reports. In some cases, these sources of information are difficult to access. The present document aims to gather and summarize biological, ecological and fisheries-related information for the main commercially exploited species in the Azores. The species treated here have previously been selected as priority stocks for assessment and monitoring at regional level by applying a standard framework aligned with the ICES and FAO recommendations. They are: the blackspot seabream *Pagellus bogaraveo*, veined squid *Loligo forbesii*, blue jack mackerel *Trachurus picturatus*, blackbelly rosefish *Helicolenus dactylopterus*, red porgy *Pagrus pagrus*, forkbeard *Phycis phycis*, European conger *Conger conger*, alfonsino *Beryx decadactylus*, splendid alfonsino *B. splendens*, parrotfish *Sparisoma cretense*, silver scabbardfish *Lepidopus caudatus*, red scorpionfish *Scorpaena scrofa*, Atlantic chub mackerel *Scomber colias*, blacktail comber *Serranus atricauda*, offshore rockfish *Pontinus kuhlii*, amberjacks nei *Seriola* spp., common mora *Mora moro*, common spiny lobster *Palinurus elephas*, black scabbardfish *Aphanopus carbo*, rough limpet *Patella aspera*, thornback ray *Raja clavata*, and Mediterranean slipper lobster *Scyllarides latus*. The document is presented as concisely and effectively as possible. An overview table of the current data available is presented by stock.

Key words: fisheries; priority stocks; baseline information; assessment; management.

Régis Santos^{1,2}(e-mail: regisvinicius@gmail.com), Wendell Medeiros-Leal^{1,2}, Mário Pinho^{1,2}. 1 IMAR Institute of Marine Research, University of the Azores, 9901-862, Horta, Portugal. 2 Okeanos RandD Centre, University of the Azores, 9901-862, Horta, Portugal.

INTRODUCTION

This synopsis is part of the PESCAz project (ref. MAR-01.03.02-FEAMP-0039) financed by the European Maritime and Fisheries Fund (EMFF) through the Regional Government of the Azores under the MAR2020 operational program. The project has as its main goal to contribute to the fulfillment of the Portuguese State's obligations regarding sustainable development, conservation of marine biological resources and fisheries management (e.g. United Nations (UN) Agenda 2030 for Sustainable Development (SDG), the Convention on Biological Diversity, and the European Union (EU) Marine Strategy Framework Directive (MSFD) and Common Fisheries Policy) in the Autonomous Region of the Azores. In the short term, the objective is to identify main fisheries stocks to be monitored, data available for each of these stocks for assessment purposes, applied methodology for assessment and the current stock status. In the long term, it is intended to evaluate which methods for assessment may be suitable for each local stock and apply them using all relevant knowledge to describe the dynamics of resources and fisheries, increasing the forecast reliability. It is expected to evolve from the short to long term objectives by coordinating the research with stakeholders, to establish training actions and participatory relationships, and gradually implement them in the stock assessment process.

The main initial contribution resulting from that project was published in Santos et al. (2020a). In this study, a logical framework for prioritizing commercially exploited stocks was described and applied in the Azores ecoregion (ICES Subdivision 27.10.a.2), including the identification of the current state of selected stocks and the main issues and gaps for assessment. The prioritization process aimed to help managers making the best use of data and resources to manage stocks and it followed the methodology recommended by Food and Agriculture Organization (FAO) and International Council for the Exploration of the Sea (ICES) to report the EU MSFD Descriptor 3 and the UN SDG Indicator 14.4.1 regarding the biological sustainability of marine fisheries. Twenty-two stocks were selected, representing 90% of total landings by commercial value (excluding straddling stocks) and it included species of major importance in terms of ecosystem role and social/cultural considerations. These priority stocks are: blackspot seabream *Pagellus bogaraveo*, veined squid *Loligo forbesii*, blue jack mackerel *Trachurus picturatus*, blackbelly rosefish *Helicolenus dactylopterus*, red porgy *Pagrus pagrus*, forkbeard *Phycis phycis*, European conger *Conger conger*, alfonsino *Beryx decadactylus*, splendid alfonsino *B. splendens*, parrotfish *Sparisoma cretense*, silver scabbardfish *Lepidopus caudatus*, red scorpionfish *Scorpaena scrofa*, Atlantic chub mackerel *Scomber colias*, blacktail comber *Serranus atricauda*, offshore rockfish *Pontinus kuhlii*, amberjacks nei *Seriola* spp., common mora *Mora moro*, common spiny lobster *Palinurus elephas*, black scabbardfish *Aphanopus carbo*, rough limpet *Patella aspera*, thornback ray *Raja clavata*, and Mediterranean slipper lobster *Scyllarides latus*. Once this stock list is defined, subsequent steps involve first-time assessments for previously not assessed stocks, updating existing assessments exploring established methods and information, and finally, upgrading assessments using new data and methods (Santos et al. 2020). For this, it is necessary to summarize all available data for assessment on life history, fishery monitoring and stock abundance data for each stock.

Aspects related to distributional patterns, age and growth parameters, reproductive aspects, and mortality rates of marine species with commercial interest have evolved in the Azores (e.g. Martins 1982, 1985a; Krug 1990; González et al. 1998; Estácio et al. 2001; Menezes et al. 2001; Carvalho et al. 2002; Abecasis et al. 2006, 2009; Pinho et al. 2014; Santos et al. 2019a, b, 2020b, c, 2021). This information is usually derived from scientific surveys (e.g. Pinho et al. 2020) and commercial landings (EU 2008). It helps to define fisheries management units (Uriarte et al. 2014) and feeds analytical stock assessment models, which guide fisheries management (Cadriñ & Dickey-Collas 2015). The problem is that most of the published information is not compiled as a common source but spread in several scientific journals, books, theses and reports, which limits and hampers access. To identify inconsistencies and gaps in knowledge,

a literature and source overview is required. Only then we can efficiently indicate where future research should focus.

In this context, we have gathered and summarized biological, ecological, and fisheries-related information available for the main commercially exploited species in the Azores region (ICES Subdivision 27.10.a.2). Our account updates and expands on information in an early overview based on data collected until the early 1990s (Serrão Santos et al. 1995).

MATERIAL AND METHODS

The literature review covered all studies (scientific papers, technical reports, books and theses) performed in the Azorean region (ICES Subdivision 27.10.a.2) on distribution, habitat use, movement patterns, age, growth, length-weight relationship, mortality, reproductive aspects and feeding habits of each priority species, i.e., *Pagellus bogaraveo* (Brünnich, 1768), *Loligo forbesii* Steenstrup, 1856, *Trachurus picturatus* (Bowdich, 1825), *Helicolenus dactylopterus* (Delaroche, 1809), *Pagrus pagrus* (Linnaeus, 1758), *Phycis phycis* (Linnaeus, 1766), *Conger conger* (Linnaeus, 1758), *Beryx decadactylus* Cuvier, 1829, *B. splendens* Lowe, 1834, *Sparisoma cretense* (Linnaeus, 1758), *Lepidopus caudatus* (Euphrasen, 1788), *Scorpaena scrofa* Linnaeus, 1758, *Scomber colias* Gmelin, 1789, *Serranus atricauda* Günther, 1874, *Pontinus kuhlii* (Bowdich, 1825), *Seriola spp.* Cuvier, 1816, *Mora moro* (Risso, 1810), *Palinurus elephas* (Fabricius, 1787), *Aphanopus carbo* Lowe, 1839, *Patella aspera* Röding, 1798, *Raja clavata* Linnaeus, 1758, and *Scyllarides latus* (Latreille, 1803). Available information of ecological and biological aspects is presented as concise and effective as possible.

Explanations for various descriptors and parameters gathered and summarized in this document are given in Table 1.

Table 1. Explanations for descriptors and biological parameters presented.

Descriptor or parameter	Explanation
Scientific name	Genus and species name according to Fricke et al. (2020) and WoRMS (2020).
Common name	Portuguese and English common names according to Froese & Pauly (2019) and Palomares & Pauly (2019).
FAO code	Standard ISO 3-alpha codes taken from the ASFIS list of species for fishery statistics purposes (http://www.fao.org/fishery/collection/asfis/en).
Distribution and habitat	A global description of species distribution and habitat characteristics where they occur.
Movements and stock structure	A description of known movement patterns and stock structure of the species, focusing on stock units' delimitation (FAO 1974).
Age and growth	A general description of known life span of the species.
Reproduction	A general description of known reproductive aspects (reproductive strategy, maturity, spawning, adult sex ratio) of the species.
Feeding habits	A description of the dietary composition of the species.
Fishing importance	A description of the commercial importance of the species for the Azores and the fisheries in which they are caught.

Descriptor or parameter	Explanation
Length-weight relationship	Length-weight relationships represented as $W = a L^b$, where W is total weight in g, L is length (total length - TL, fork length - FL, dorsal mantle length - DML, maximum shell length - MSL or carapace length - CL) in cm (or mm for limpets), and a and b are constants. The sample size, i.e. total number of individuals, (n) and the coefficient of determination (r^2) from the regression analysis are also provided.
Maximum length	The largest individual ever reported in a study.
Maximum age	The oldest specimen aged in a study.
Length at 50% maturity	Length at which the probability of a species being mature is 0.5.
Age at 50% maturity	Age at which the probability of a species being mature is 0.5.
Spawning season	Describes the period during the year when the spawning activity takes place.
Fecundity	Total number of oocytes or eggs produced by individual female during a spawning season.
L_{inf}	The asymptotic length, describing the maximum size that individuals of a population would reach if they were to grow indefinitely.
k	The growth coefficient expressing the rate (year^{-1}) at which the asymptotic length is reached.
t_0	The hypothetical age (in years) at which species have zero length.
Mortality rate	Natural mortality (M) referred as death rate (year^{-1}) of individuals in a population due to natural causes. Fishing mortality (F) referred as death rate (year^{-1}) of individuals in a population as the result of fishing. Total mortality (Z) referred as the coefficient of proportionality accounting for the total number of deaths.
Trophic level	The rank of a species in a food web according to Froese & Pauly (2019) and Palomares & Pauly (2019).

Where information is lacking the terms “NA” or “not available” have been used to indicate a gap in current knowledge, thereby identifying where future research may be needed.

Time series summarizing the main fisheries regulations and management measures applicable for each species were constructed. Commercial landings in value and weight obtained from the Azores Auction Services (Lotaçor S.A.; <https://lotacor.pt/pe-scado-descarregado>), abundance indices (relative population number – RPN and relative population weight – RPW) derived from the Azorean spring bottom longline survey (ARQDAÇO-Q1; Pinho et al. 2020), catches per unit effort (nominal and standardized CPUE; ICES, 2020a, b) obtained through the European Commission’s Data Collection Framework (DCF/PNRD; EU 2008), and nominal catches, fishing effort and discard rates reported by governmental statistical offices and downloaded from the International Council for the Exploration of the Sea (ICES) database (<https://www.ices.dk/data/dataset-collections/Pages/Fish-catch-and-stock-assessment.aspx>) were summarized graphically by year from 1982 to 2019.

As new management measures and scientific information are constantly becoming available, this document might inevitably be out of date to some extent by the time it is published. Thus, updated editions or complementary papers may be made available during the PESCaz project execution.

SPECIES FACT SHEETS

Blackspot seabream

Scientific name: *Pagellus bogaraveo*
(Brünnich, 1768)

Common name: Pt - Carapau, Goraz, Peixão;
En - Blackspot seabream

FAO code: SBR



Distribution and habitat: The blackspot seabream *Pagellus bogaraveo* is a sparid fish distributed in the Northeast Atlantic, from south of Norway to Cape Blanc in Mauritania, including Azores, Madeira and Canary archipelagos, and in the Mediterranean Sea (Froese & Pauly 2019). The species occurs on mud, sand and rock bottoms at depths down to 900 m but typically found until 600 m (Santos et al. 2019a). Juveniles are found mainly in shallow and coastal zones (nursery areas), pre-adults in intermediate zones, and adults in deeper and offshore zones (spawning areas; Fischer et al. 1981; Pinho et al. 2014).

Movements and stock structure: Both genetic and tagging studies seem to support the current assumption of three stock units: a) ICES Subareas VI, VII, and VIII (see Appendix I for ICES areas delimitation); b) Subarea IX, and c) Subarea X (Azores region; ICES 2010). In the Azores, the population may have a meta-population structure owing to its discrete spatial distribution around islands and at seamounts separated by areas of deep water where the species does not occur. Migrations and recruitment processes have been thought to connect these subpopulations (Pinho et al. 2014).

Age and growth: Maximum size reported is 70 cm total length (TL) in the Bay of Biscay (ICES Subarea VIII; Guéguen 1969, and maximum age 20 years in the Subareas VI, VII and VIII and 10 years in Subarea IX (ICES 2010). In the Azores (ICES Subarea X), maximum size reported is 65 cm fork length (FL; Santos et al. 2019a) and maximum age 16 years (Krug et al. 1998). There are no practical differences in growth between sexes (ICES, 2012).

Reproduction: The blackspot seabream is an oviparous species with protandrous hermaphroditism; individuals are first males, then become females, at 20 cm to 30 cm FL (2-7 years of age). It has a group-synchronous ovarian development, determinate fecundity and batch spawner pattern (Micale et al. 2011). Size-at-maturity is around 30 cm FL (Froese & Pauly 2019). Spawning occurs from January to June, depending on latitude, when the adults move towards the coast up to the edge of the continental shelf (Froese & Pauly 2019). In the Azores, size-at-maturity of males is 28 cm FL and of females 32 cm FL. Spawning between December and March (ICES 2010). Females outnumber males in larger length classes (Estácio et al. 2001).

Feeding habits: Omnivorous, but feeds mainly on small fishes (e.g. myctophids, snipefish), thaliaceans, ophiuroids, gastropods and cephalopods (Morato et al. 2001a).

Fishing importance: The blackspot seabream is the main species targeted by the Azorean demersal fleet using hook and lines. Ranks first in terms of total landed value considering non-straddling stocks (6,4 M € on average per year; Santos et al. 2020a). Mean price per kg for 2009-2019 was 10,57 €.

Table 2. Summary of biological parameters for blackspot seabream *Pagellus bogaraveo* from the Azores region.

Parameter	Value			Method	Source
	Female	Male	Combined		
Length-weight relationship	NA	NA	W = 0.0200 FL ^{3.020} (n = 666; r ² = 0.98)	Linear regression	Krug (1983)
	NA	NA	W = 0.0124 FL ^{3.137} (n = 872; r ² = NA)	Linear regression	Krug (1985)
	NA	NA	W = 0.0124 FL ^{3.137} (n = 872; r ² = NA)	Linear regression	Krug (1986b)
	NA	NA	W = 0.0124 FL ^{3.137} (n = 872; r ² = NA)	Linear regression	Krug (1989)
	NA	NA	W = 0.0186 FL ^{3.025} (n = 638; r ² = 0.99)	Linear regression	Krug (1994) – period 1
	NA	NA	W = 0.0094 FL ^{3.218} (n = 412; r ² = 0.99)	Linear regression	Krug (1994) – period 2
	NA	NA	W = 0.0189 FL ^{3.005} (n = 866; r ² = NA)	Linear regression	Silva & Menezes (1996)
	NA	NA	W = 0.0158 FL ^{3.047} (n = 1783; r ² = 0.99)	Linear regression	Menezes et al. (2001)
	NA	NA	W = 0.0172 FL ^{3.027} (n = 3998; r ² = 0.99)	Linear regression	Rosa et al. (2006)
Maximum length (cm)	NA	NA	51.0 FL	Length composition	Krug (1983)
	NA	NA	54.0 FL	Length composition	Krug (1985)
	54.0 FL	50.0 FL	54.0 FL	Length composition	Krug (1986a)
	NA	NA	53.0 FL	Length composition	Krug (1986b)
	NA	NA	47.0 FL	Length composition	Silva (1986a)
	NA	NA	53.0 FL	Length composition	Krug (1989)
	54.0 FL	50.0 FL	54.0 FL	Length composition	Krug (1990)
	NA	NA	53.0 FL	Length composition	Krug (1994)
	NA	NA	50.0 FL	Length composition	Silva & Menezes (1996)
	NA	NA	54.0 FL	Length composition	Krug et al. (1998)
	NA	NA	55.0 FL	Length composition	Krug et al. (2000)
	54.0 FL	54.0 FL	54.0 FL	Length composition	Menezes et al. (2001)
	NA	NA	56.0 FL	Length composition	Rosa et al. (2006)
	NA	NA	63.0 FL	Length composition	ICES (2010)
NA	NA	65.0 FL	Length composition	Santos et al. (2019a)	
Maximum age (y)	NA	NA	5	Whole otoliths	Krug (1983)
	NA	NA	15	Whole otoliths	Krug (1985)
	NA	NA	15	Whole otoliths	Krug (1986b)
	NA	NA	15	Whole otoliths	Krug (1989)
	NA	NA	15	Whole otoliths	Silva (1986a)

Parameter	Value			Method	Source
	Female	Male	Combined		
	NA	NA	15	Whole otoliths	Krug (1994) – period 1
	NA	NA	12	Whole otoliths	Krug (1994) – period 2
	NA	NA	16	Whole otoliths	Krug et al. (1998)
	NA	NA	16	Whole otoliths	Krug et al. (2000)
	NA	NA	16	Whole otoliths	Menezes et al. (2001)
Length (cm) at 50% maturity	NA	NA	24.0-25.0 FL	MSF	Krug (1983)
	29.0 FL	27.0 FL	NA	MSF	Krug (1986a)
	29.0 FL	27.0 FL	NA	MSF	Krug (1986b)
	NA	NA	29.0 FL	MSF	Silva (1986a)
	34.6 FL	27.7 FL	NA	MSF	Krug (1990)
	32.3-34.4 FL	26.4-28.2 FL	NA	MSF	Krug (1994)
	29.2 FL	26.2 FL	NA	MSF	Mendonça et al. (1998)
	29.2 FL	26.2 FL	NA	MSF	Krug et al. (2000)
	29.2 FL	26.2 FL	NA	MSF	Estácio et al. (2001)
	32.0 FL	28.0 FL	30.0 FL for hermaphrodites	MSF	ICES (2010)
Age (y) at 50% maturity	NA	NA	4	ALK	Krug (1983)
	5	4	NA	ALK	Krug (1986a)
	5	4	NA	ALK	Krug (1986b)
	NA	NA	5	ALK	Silva (1986a)
	8	5	NA	ALK	Krug (1990)
	4	3	NA	ALK	Mendonça et al. (1998)
	4	3	NA	ALK	Krug et al. (2000)
	4	3	NA	ALK	Estácio et al. (2001)
Spawning season	NA	NA	(Peak: Mar)	MSF, GSI	Krug (1983)
	Jan-Apr (Peak: Feb-Mar)	Jan-Apr (Peak: Feb-Mar)	NA	MSF, GSI	Krug (1986a)
	Jan-Apr (Peak: Feb-Mar)	Jan-Apr (Peak: Feb-Mar)	NA	MSF, GSI	Krug (1986b)
	NA	NA	Dec-Mar	GSI	Silva (1986a)
	Jan-Apr (Peak: Feb-Mar)	Jan-Apr (Peak: Feb-Mar)	NA	MSF, GSI	Krug (1990)
	Dec-Apr (Peak: Jan-Mar)	Nov-Apr (Peak: Jan-Mar)	NA	MSF, GSI	Krug (1994)

Synopsis of information on priority marine species in the Azores

Parameter	Value			Method	Source
	Female	Male	Combined		
	Dec-Apr (Peak: Jan-Mar)	Nov-Apr (Peak: Jan-Mar)	NA	MSF, GSI	Krug (1998)
	NA	NA	Jan-Apr (Peak: Feb-Mar)	GSI	Mendonça et al. (1998)
	Dec-Mar (Peak: Feb-Mar)	Dec-Mar (Peak: Feb-Mar)	NA	MSF, GSI	Menezes et al. (2001)
	NA	NA	Dec-Mar (Peak: Jan-Mar)	MSF	ICES (2010)
Fecundity (thousands of oocytes)	73-1500			Ovary analysis	Krug (1986a)
	73-1500			Ovary analysis	Krug (1986b)
	73-1500			Ovary analysis	Krug (1990)
	92-1125			Ovary analysis	Krug (1994)
	92-1125			Ovary analysis	Krug (1998)
L _{inf}	NA	NA	54.26 FL	Direct readings – Whole otoliths	Krug (1985)
	NA	NA	54.69 FL	Back calculation – Dahl-Lea equation	Krug (1985)
	NA	NA	54.26 FL	Direct readings – Whole otoliths	Krug (1986b)
	NA	NA	54.69 FL	Back calculation – Dahl-Lea equation	Krug (1986b)
	NA	NA	54.26 FL	Direct readings – Whole otoliths	Silva (1986a)
	NA	NA	54.69 FL	Back calculation – Dahl-Lea equation	Silva (1986a)
	NA	NA	58.50 FL	Direct readings – Whole otoliths	Krug (1989)
	NA	NA	57.45 FL	Back calculation – Dahl-Lea equation	Krug (1989)
	NA	NA	58.89 FL	Direct readings – Whole otoliths	Krug (1994) – period 1
	NA	NA	64.18 FL	Direct readings – Whole otoliths	Krug (1994) – period 2
	NA	NA	51.21 FL	Back calculation – Dahl-Lea equation	Krug (1994) – period 1
	NA	NA	55.70 FL	Back calculation – Dahl-Lea equation	Krug (1994) – period 2
	NA	NA	51.60 FL	Length-frequency analysis	Krug (1994) – period 1
	NA	NA	81.10 FL	Length-frequency analysis	Krug (1994) – period 2
	NA	NA	54.90 FL	Direct readings – Whole otoliths	Krug et al. (1998)
NA	NA	72.10 FL	Length-frequency analysis	Krug et al. (1998)	
NA	NA	54.90 FL	Direct readings – Whole otoliths	Krug et al. (2000)	
61.39 FL	52.27 FL	56.67 FL	Direct readings – Whole otoliths	Menezes et al. (2001)	
NA	NA	56.72 FL	Direct readings – Whole otoliths	ICES (2010)	

Parameter	Value			Method	Source
	Female	Male	Combined		
k	NA	NA	0.12	Direct readings – Whole otoliths	Krug (1985)
	NA	NA	0.12	Back calculation – Dahl-Lea equation	Krug (1985)
	NA	NA	0.12	Direct readings – Whole otoliths	Krug (1986b)
	NA	NA	0.12	Back calculation – Dahl-Lea equation	Krug (1986b)
	NA	NA	0.12	Direct readings – Whole otoliths	Silva (1986a)
	NA	NA	0.12	Back calculation – Dahl-Lea equation	Silva (1986a)
	NA	NA	0.12	Whole otoliths	Krug (1989)
	NA	NA	0.1	Back calculation – Dahl-Lea equation	Krug (1989)
	NA	NA	0.12	Direct readings – Whole otoliths	Krug (1994) – period 1
	NA	NA	0.12	Direct readings – Whole otoliths	Krug (1994) – period 2
	NA	NA	0.14	Back calculation – Dahl-Lea equation	Krug (1994) – period 1
	NA	NA	0.15	Back calculation – Dahl-Lea equation	Krug (1994) – period 2
	NA	NA	0.14	Length-frequency analysis	Krug (1994) – period 1
	NA	NA	0.06	Length-frequency analysis	Krug (1994) – period 2
	NA	NA	0.13	Direct readings – Whole otoliths	Krug et al. (1998)
	NA	NA	0.07	Length-frequency analysis	Krug et al. (1998)
NA	NA	0.13	Direct readings – Whole otoliths	Krug et al. (2000)	
0.1	0.17	0.14	Direct readings – Whole otoliths	Menezes et al. (2001)	
NA	NA	0.13	Direct readings – Whole otoliths	ICES (2010)	
t ₀	NA	NA	-1.46	Direct readings – Whole otoliths	Krug (1985)
	NA	NA	-0.75	Back calculation – Dahl-Lea equation	Krug (1985)
	NA	NA	-1.46	Direct readings – Whole otoliths	Krug (1986b)
	NA	NA	-0.75	Back calculation – Dahl-Lea equation	Krug (1986b)
	NA	NA	-1.55	Direct readings – Whole otoliths	Krug (1989)
	NA	NA	-1.13	Back calculation – Dahl-Lea equation	Krug (1989)
	NA	NA	-0.91	Direct readings – Whole otoliths	Krug (1994) – period 1
	NA	NA	-0.39	Direct readings – Whole otoliths	Krug (1994) – period 2
	NA	NA	-0.75	Back calculation – Dahl-Lea equation	Krug (1994) – period 1

Synopsis of information on priority marine species in the Azores

Parameter	Value			Method	Source
	Female	Male	Combined		
	NA	NA	-0.34	Back calculation – Dahl-Lea equation	Krug (1994) – period 2
	NA	NA	-1.51	Length-frequency analysis	Krug (1994) – period 1
	NA	NA	-2.49	Length-frequency analysis	Krug (1994) – period 2
	NA	NA	-1.83	Direct readings – Whole otoliths	Krug et al. (1998)
	NA	NA	-3.43	Length-frequency analysis	Krug et al. (1998)
	NA	NA	-1.83	Direct readings – Whole otoliths	Krug et al. (2000)
	-2.4	-0.51	-1.08	Direct readings – Whole otoliths	Menezes et al. (2001)
	NA	NA	-1.96	Direct readings – Whole otoliths	ICES (2010)
	NA	NA	-1.46	Direct readings – Whole otoliths	ICES (2010)
Mortality rate	NA	NA	Z = 0.75 (F = 0.45; M = 0.30)	Z, F: VPA; M: Tanaka (1960)	Krug & Silva (1988)
	NA	NA	Z = 0.97 (F = 0.67; M = 0.30)	Z: F + M; F: Beverton & Holt (1959); M: Tanaka (1960)	Silva (1988)
	NA	NA	(F = 0.05-0.70; M = 0.20)	Z, F: VPA; M: Tanaka (1960)	Krug & Silva (1989)
	NA	NA	Z = 1.00 (F = 0.80; M = 0.20)	Z, F: VPA; M: Tanaka (1960)	Krug (1994)
	NA	NA	Z = 0.40 (F = 0.20; M = 0.20)	Z, F: Catch curve; M: Tanaka (1960)	Pinho (2003)
	NA	NA	Z = 0.50 (F = 0.30; M = 0.20)	Z, F: Catch curve; M: Tanaka (1960)	ICES (2010)
	NA	NA	Z = 0.60 (F = 0.40; M = 0.20)	Z, F: Catch curve; M: combined methods	ICES (2015a)
	NA	NA	Z = 0.66 (F = 0.40; M = 0.26)	Z: Catch curve; F: Thompson & Bell (1934); M: Gislason et al. (2010)	Novoa-Pabon (2015)
	NA	NA	Z = 0.63 (F = 0.43; M = 0.20)	Z: Catch curve; F: Thompson & Bell (1934); M: Gislason et al. (2010)	ICES (2020a)
Trophic level (mean ± s.e.)	NA	NA	3.73 ± 0.56	Trophic level estimated from a number of food items using a randomized resampling routine.	Froese & Pauly (2019)

Note: FL: Fork Length; ALK: Age-Length Key; MSF: Maturity Stage Frequency; GSI: Gonado Somatic Index; Z: Total Mortality; M: Natural Mortality; F: Fishing Mortality; VPA: Virtual Population Analysis; NA: Not Available.

Table 3. Summary of management regulations affecting the blackspot seabream *Pagellus bogaraveo* fishery in the Azores region.

Year of implementation	Legislation	Measure
2000	Ordinance No. 1102-C/2000 of 22 November 2000	Hook and line Fishing Regulation
2002	Regulation (EC) No. 2340/2002 of 16 December 2002	Total allowable catch (TAC/quota)
2003	Ordinance No. 101/2002 of 24 October 2002	Minimum hook size = 12 mm for bottom longline and handlines. Fishing area restriction for longline (allowed to operate outside the 3NM area) and by vessel type (closed decks ≤ 14 m in length: allowed to operate outside the 1 NM area; > 14 m: 3 NM; > 24 m: 6 NM; > 30 m: 12 NM)
2003	Regulation (EC) 1954/2003 of 4 November 2003	A box of 100 miles was created around the Azorean EEZ where only the Azorean fleets are permitted to line fish for deep-sea species
2004	Regulation (EC) 1811/2004 of 11 October 2004	Prohibition of bottom trawls in Azorean waters
2005	Regulation (EC) 1568/2005 of 20 September 2005	Prohibition of gillnet, entangling net or trammel net at depths greater than 200 m
2005	Ordinance No. 91/2005 of 22 December 2005	Prohibition of gillnet, entangling net or trammel net for demersal and deep-water species
2006	Ordinance No. 40/2006 of 4 May of 2006	Quota allocation between the Azores islands
2009	Ordinance No. 43/2009 of 27 May 2009	Fishing area restriction for longline by vessel size (≤ 14 m in length: allowed to operate outside the 1 NM area; > 14 m: 3 NM; > 24 m: 12 NM). Maximum of 120 hooks per basket
2010	Ordinance No. 1/2010 of 18 January 2010	Minimum landing size (MLS) = 30 cm TL or 400 g
2010	Regional Decree No. 29/2010/A of 9 November 2010	Legal framework for Azorean Fisheries
2012	Ordinance No. 50/2012 of 27 April 2012	Fishing area restriction for longline (allowed to operate outside the 6 NM area) and by vessel size (≤ 14 m in length: allowed to operate outside the 1 NM area; > 14 m: 3 NM; > 24 m: 30 NM)
2014	Regulation (EC) 1380/2013 of 11 December 2013	Landing obligation for quota species
2015	Ordinance No. 74/2015 of 15 June 2015	Closed period (15 Jan – 29 Feb)
2016	Ordinance No. 88/2016 of 12 August 2016	MLS = 32 cm TL or 500 g
2016	Ordinance No. 120/2016 of 27 December 2016	MLS = 33 cm TL or 550 g
2017	Ordinance No. 13/2017 of 31 January 2017	Revocation of the closed period
2018	Ordinance No. 116/2018 of 25 October 2018	Minimum hook size (14 mm for bottom longline and handlines). Fishing area restriction by vessel size (< 14 m in length: allowed to operate outside the 3 NM area for handlines or 1 NM when near the registration port; ≥ 14 m: 6 NM for hook and line fishing; ≥ 24 m: 30 NM for hook and line fishing)

Note: NM: Nautical Miles; TL: Total Length.

Table 4. Time-series of total allowable catches (in tonnes) for the blackspot seabream *Pagellus bogaraveo* fishery in the Azores region.

Year	Total allowable catch (TAC/quota)*
2003	1136
2004	1136
2005	1136
2006	1136
2007	1136
2008	1136
2009	1136
2010	1136
2011	1136
2012	1136
2013	1022
2014	920
2015	678
2016	507
2017	517
2018	517
2019	576
2020	553

Note: * TAC/quota for European Commission's vessels operating in the ICES Subarea X.

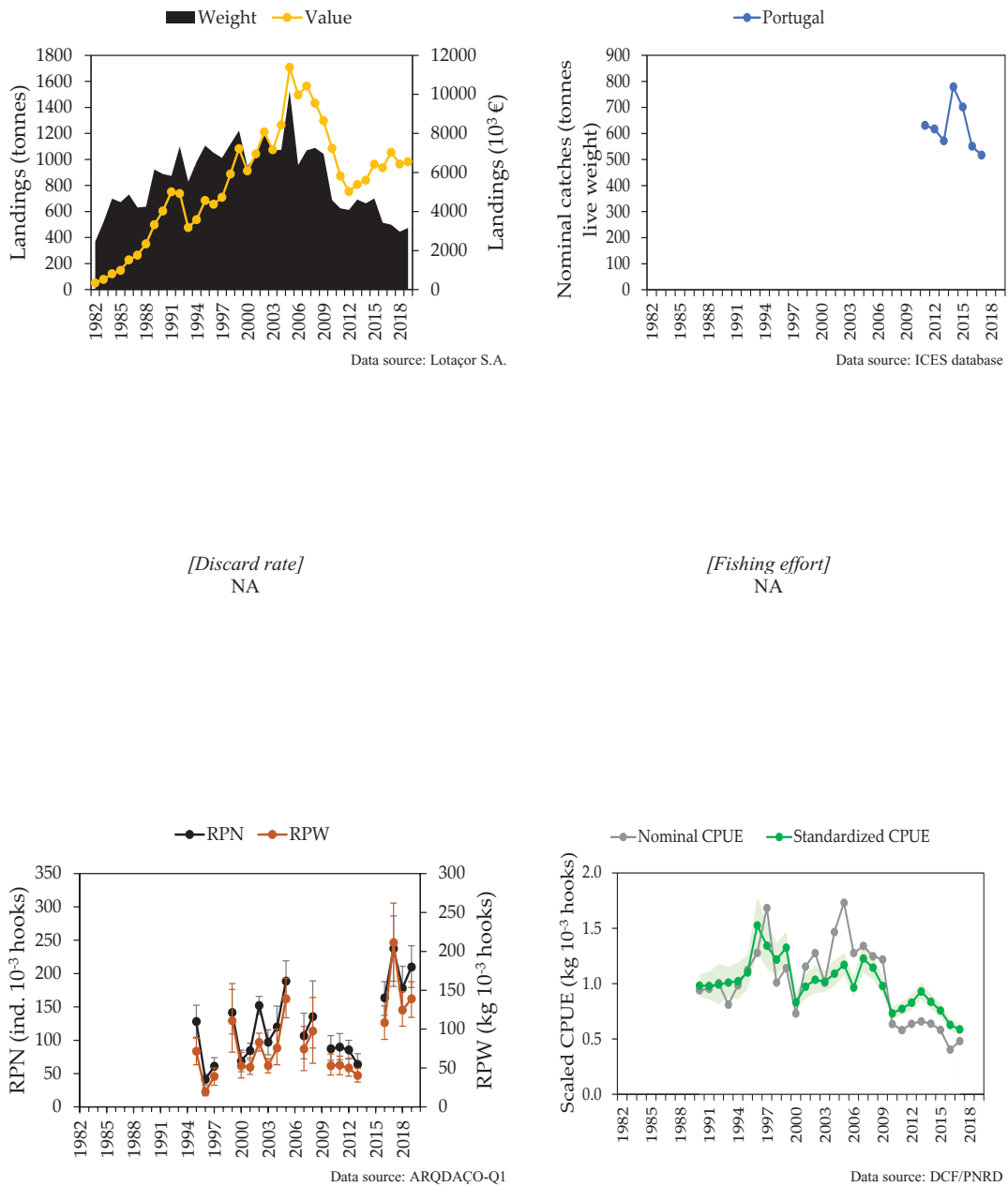


Fig. 1. Annual commercial landings, nominal catches, discard rates, fishing effort and abundance indices (mean \pm 0.95 confidence interval) derived from surveys and commercial fishery (nominal and standardized CPUE) for blackspot seabream *Pagellus bogaraveo* in the Azores region. RPN: Relative Population Number; RPW: Relative Population Weight; CPUE: Catch Per Unit Effort; NA: Not Available.

Veined squid

Scientific name: *Loligo forbesii* Steenstrup, 1856

Common name: Pt – Lula, Lula-mansa; En – Veined squid

FAO code: SQF



Distribution and habitat: The veined squid

Loligo forbesii is a loliginid species distributed in the Northeast Atlantic, from c. 20° N on the west African coast to c. 60° N on the southwest coast of Norway, including Azores, Madeira and Canary archipelagos, and in the Mediterranean Sea (Palomares & Pauly 2019). The species occurs on a variety of substrate types (mud, sand and rock) at depths down to 431 m (Smith et al. 2013; Torres et al. 2017). During the day, veined squids aggregate near the bottom, dispersing at night throughout the water column (Roper et al. 1984).

Movements and stock structure: Both genetic and body morphometric studies seem to support differences between populations inhabiting waters around the Azores (ICES Subarea X) and those along the European and northwest African coasts (Pierce et al. 1994; Brierley et al. 1993; 1995). Large distance and oceanic depths separating these regions may present an effective barrier to the migration. However, it is still unclear whether the veined squids in the Azores differ significantly from other NE Atlantic island groups, such as Madeira (Brierley et al. 1995).

Age and growth: Maximum dorsal mantle length (DML) reported is 90 cm (Roper et al. 1984). Maximum age, 18 months in the European coast (Galician waters; Rocha & Guerra 1999) and Mediterranean Sea (Agus et al. 2018) and 12 months in Irish waters (Collins et al. 1995). There is a general consensus that veined squids can live 15–16 months, with most animals being no more than a year old (Jereb et al. 2015). In the Azores, maximum size reported is 90 cm DML (Martins 1982) and maximum age 17 months (Estácio 1996). Males grow faster and attain a larger size than females.

Reproduction: The veined squid is an oviparous species, with asynchronous oocyte maturation and annual life cycle. It is generally described as semelparous, with an intermittent and terminal spawning, i.e. the females lay eggs in batches and die shortly after completion of spawning (Jereb et al. 2015). Size-at-maturity and timing of peak spawning activity vary across areas (Jereb et al. 2015). In the Azores, males and females became mature before reaching 200 mm DML (Porteiro & Martins 1994). Males outnumber females in the adult stage (Roper et al. 1984).

Feeding habits: Omnivorous, but feeds mainly on small and juvenile fishes (e.g. *Trachurus picturatus*, *Boops boops*, *Lepidopus caudatus*), and to a minor extent on other cephalopods, crustaceans, and polychaetes; cannibalism is common (Martins 1982).

Fishing importance: The fishery is considered artisanal (vessels less than 12 m in length, equipped with handlines and home-made jigs) and opportunistic (the fisherman jig for squid only when they are found in high abundances) in the region (Martins 1982). It is a highly regarded sea food on the Azorean market and ranks second in terms of total landed value considering non-straddling stocks (2,9 M € on average per year; Santos et al. 2020a). Mean price per kg for 2009-2019 was 6,16 €.

Table 4. Summary of biological parameters for veined squid *Loligo forbesii* from the Azores region.

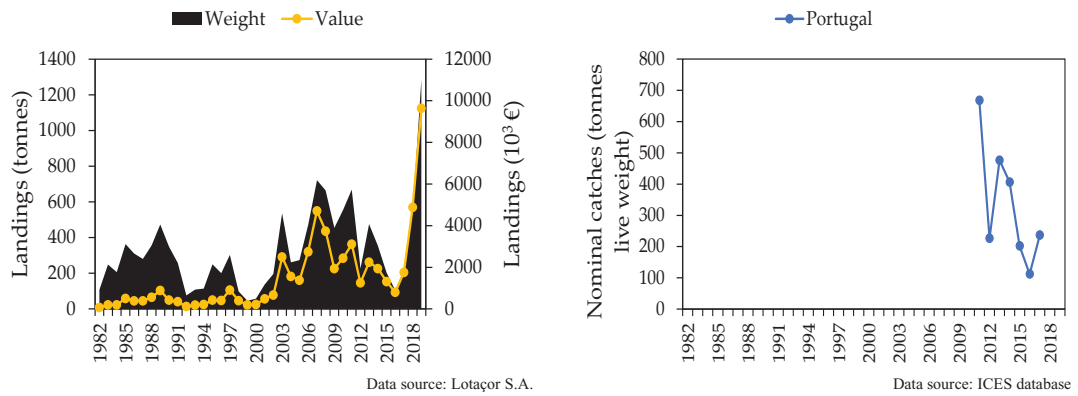
Parameter	Value			Method	Source
	Female	Male	Combined		
Length-weight relationship	W = 0.425 DML ^{2.184} (n = 215; r ² = 0.98)	W = 0.548 DML ^{2.084} (n = 313; r ² = 0.99)	NA	Linear regression	Martins (1982)
	NA	NA	W = 0.007 DML ^{1.987} (n = 55; r ² = 0.93)	Linear regression	Estácio (1996)
Maximum length (cm)	41.0 DML	90.0 DML	90.0 DML	Length composition	Martins (1982)
	34.7 DML	68.8 DML	68.8 DML	Length composition	Estácio (1996)
Maximum age (y)	NA	1.3	NA	Statoliths	Martins (1982)
	NA	NA	1.4	Statoliths	Estácio (1996)
Length (cm) at 50% maturity	NA	NA	NA		
Age (y) at 50% maturity	NA	NA	NA		
Spawning season	Intermittent (Peak: Mar- May)	Intermittent (Peak: Mar- May)	NA	MSF	Martins (1982)
	Intermittent (Peak: Nov- May)	Intermittent	NA	MSF, GSI	Porteiro & Martins (1994)
	NA	NA	Intermittent (Peak: Oct- Nov and May)	FSI	Estácio (1996)
Fecundity (number of eggs; mean ± SD)	2317 ± 1364			Oviduct analysis	Santos (1993)
	2368 ± 1466			Captive egg masses	Pham et al. (2008)
L _{inf}	NA	NA	NA		
k	NA	NA	NA		
t ₀	NA	NA	NA		
Mortality rate	NA	NA	NA		
Trophic level (mean ± s.e.)				Trophic level estimated from a number of food items using a randomized resampling routine.	Palomares & Pauly (2019)
	NA	NA	4.29 ± 0.82		

Note: DML: Dorsal Mantle Length; MSF: Maturity Stage Frequency; GSI: Gonado Somatic Index; FSI: First Statolith Increment; NA: Not Available.

Table 5. Summary of management regulations affecting the veined squid *Loligo forbesii* fishery in the Azores region.

Year of implementation	Legislation	Measure
2000	Ordinance No. 1102-C/2000 of 22 November 2000	Hook and line Fishing Regulation
2003	Ordinance No. 101/2002 of 24 October 2002	Fishing area restriction by vessel type (closed decks \leq 14 m in length: allowed to operate outside the 1 NM area; $>$ 14 m: 3 NM; $>$ 24 m: 6 NM; $>$ 30 m: 12 NM)
2003	Regulation (EC) 1954/2003 of 4 November 2003	A box of 100 miles was created around the Azorean EEZ where only the Azorean fleets are permitted to line fish for deep-sea species
2004	Regulation (EC) 1811/2004 of 11 October 2004	Prohibition of bottom trawls in Azorean waters
2005	Regulation (EC) 1568/2005 of 20 September 2005	Prohibition of gillnet, entangling net or trammel net at depths greater than 200 m
2005	Ordinance No. 91/2005 of 22 December 2005	Prohibition of gillnet, entangling net or trammel net for demersal and deep-water species
2009	Ordinance No. 43/2009 of 27 May 2009	Fishing area restriction for longline by vessel size (\leq 14 m in length: allowed to operate outside the 1 NM area; $>$ 14 m: 3 NM; $>$ 24 m: 12 NM). Squid fishing within 3 NM subject to license
2010	Regional Decree No. 29/2010/A of 9 November 2010	Legal framework for Azorean Fisheries
2012	Ordinance No. 50/2012 of 27 April 2012	Fishing area restriction by vessel size (\leq 14 m in length: allowed to operate outside the 1 NM area; $>$ 14 m: 3 NM; $>$ 24 m: 30 NM). Squid fishing within 3 NM subject to license
2018	Ordinance No. 116/2018 of 25 October 2018	Fishing area restriction by vessel size ($<$ 14 m in length: allowed to operate outside the 3NM area for handlines or 1 NM when near the registration port; \geq 14 m: 6 NM for hook and line fishing; \geq 24 m: 30 NM for hook and line fishing). Squid fishing within 2 NM subject to license

Note: NM: Nautical Miles.



[Discard rate]
NA

[Fishing effort]
NA

[Survey-derived abundance index]
NA


[Nominal and standardized CPUE]
NA

Fig. 2. Annual commercial landings, nominal catches, discard rates, fishing effort and abundance indices (mean \pm 0.95 confidence interval) derived from surveys and commercial fishery (nominal and standardized CPUE) for veined squid *Loligo forbesii* in the Azores region. NA: Not Available.

Blue jack mackerel

Scientific name: *Trachurus picturatus*
(Bowdich, 1825)

Common name: Pt – Chicharro,
Chicharro-do-alto; En – Blue jack
mackerel



FAO code: JAA

Distribution and habitat: The blue jack mackerel *Trachurus picturatus* is a carangid fish distributed in the Northeast Atlantic, from southern Bay of Biscay to southern Morocco including Macaronesian archipelagos, Tristan de Cunha and Gough Islands, and in the western part of the Mediterranean Sea (Froese & Pauly 2019). The species occurs in depths to at least 370 m (Carpenter & De Angelis 2016). Juveniles are found mainly in shallow and coastal zones (nursery and growth areas) and adults in offshore zones (feeding areas; Menezes et al. 2001).

Movements and stock structure: Body morphometric, otolith shape and genetic studies indicate that even though the species seems to function as a NE Atlantic population (absence of genetic differentiation among samples in the whole range), phenotypic stocks seem to exist, as a result of local adaptation to different environments (Moreira et al. 2020a). Migrations processes have been thought to connect these subpopulations (Moreira et al. 2020b).

Age and growth: Maximum size reported is 65 cm fork length (FL) and maximum age 18 years in the Azores (ICES Subarea X; Garcia et al. 2015). This species grows rapidly during the first year of life and much more slowly after year 3-4 (ICES 2015c). There are no practical differences in growth between sexes (Vasconcelos et al. 2006).

Reproduction: The blue jack mackerel is an oviparous species with asynchronous ovarian development, indeterminate fecundity and batch spawner pattern (Vasconcelos et al. 2017). It becomes mature between 2 and 5 years of age. Spawns from August to May, depending on latitude (Froese & Pauly 2019). In the Azores, size-at-maturity of males is 29 cm FL and of females 28 cm FL (Garcia et al. 2015). Spawning occurs between December and May (Garcia et al. 2015). Overall, males outnumber females (Jurado-Ruzafa & García Santamaría 2013; Garcia et al. 2015).

Feeding habits: Feeds mainly on crustaceans (Carpenter & De Angelis 2016); copepods, euphasids, pteropods, fish larvae, *T. picturatus* juv. (Martins 1978).

Fishing importance: Targeted by the Azorean fleet that operates with several types of surface nets, the most important a boat-operated purse-seine, which mainly targets juvenile fish. Hook-and-line (bottom longline and handline) fisheries also catch this species, but not as a target species (ICES 2019). Ranks third in terms of total landed value considering non-straddling stocks (1,4 M € on average per year; Santos et al. 2020a). Mean price per kg for 2009-2019 was 1,68 €.

Table 6. Summary of biological parameters for blue jack mackerel *Trachurus picturatus* from the Azores region.

Parameter	Value			Method	Source
	Female	Male	Combined		
Length-weight relationship	NA	NA	$W = 0.0068 FL^{3.141}$ (n = 586; $r^2 = NA$)	Linear regression	Westhaus- Ekau & Ekau (1982)
	NA	NA	$W = 0.0081 FL^{3.110}$ (n = 1934; $r^2 = 0.99$)	Linear regression	Isidro (1990a)
	NA	NA	$W = 0.0060 FL^{3.190}$ (n = 1934; $r^2 = 0.99$)	Linear regression	Isidro (1990b)
	NA	NA	$W = 0.0172 FL^{3.027}$ (n = 211; $r^2 = 0.96$)	Linear regression	Rosa et al. (2006)
	$W = 0.0080 FL^{3.113}$ (n = 1195; $r^2 = 0.99$)	$W = 0.0090 FL^{3.069}$ (n = 1333; $r^2 = 0.99$)	$W = 0.0090 FL^{3.087}$ (n = 2528; $r^2 = 0.99$)	Linear regression	Garcia et al. (2015)
	NA	NA	$W = 0.0072 FL^{3.146}$ (n = 3372; $r^2 = 0.99$)	Linear regression	ICES (2015b)
Maximum length (cm)	NA	NA	54.0 TL	Length composition	Martins (1978)
	48.0 TL	46.0 TL	48.0 TL	Length composition	Westhaus- Ekau & Ekau (1982)
	NA	NA	43.0 FL	Length composition	Isidro (1990a)
	NA	NA	42.0 FL	Length composition	Isidro (1990b)
	NA	NA	42.5 FL	Length composition	Isidro (1996)
	NA	NA	53.0 FL	Length composition	Rosa et al. (2006)
	49.8 FL	54.2 FL	65.0 FL	Length composition	Garcia et al. (2015)
Maximum age (y)	14	13	14	Whole otoliths	Westhaus- Ekau & Ekau (1982)
	NA	NA	9	Sliced otoliths	Isidro (1990a)
	NA	NA	9	Sliced otoliths	Isidro (1990b)
	NA	NA	18	Whole otoliths	ICES (2015b)
	NA	NA	18	Whole otoliths	Garcia et al. (2015)
Length (cm) at 50% maturity	NA	NA	21.0 TL	MSF	Westhaus- Ekau & Ekau (1982)
	NA (14.0 FL [*])	NA (15.0 FL [*])	NA	MSF	Isidro (1990b)
	27.7 FL	28.8 FL	NA	MSF	Garcia et al. (2015)
	NA	NA	28.5 FL	MSF	ICES (2015b)
Age (y) at 50% maturity	NA	NA	2.0	ALK	Westhaus- Ekau & Ekau (1982)
	4.4	5.1	NA	ALK	Garcia et al. (2015)
Spawning season	NA	NA	Feb-Jul	MSF	Westhaus- Ekau & Ekau (1982)
	Feb-Mar	Feb-Mar	Feb-Mar	GSI	Isidro (1990b)
	Dec-May (Peak: Mar)	Dec-May (Peak: Feb)	NA	GSI	Garcia et al. (2015)
Fecundity (thousands of oocytes)	NA				

Synopsis of information on priority marine species in the Azores

Parameter	Value			Method	Source
	Female	Male	Combined		
L _{inf}	NA	NA	51.05 TL	Direct readings – Whole otoliths	Westhaus-Ekau & Ekau (1982)
	NA	NA	52.90 FL	Direct readings – Sliced otoliths	Isidro (1990a)
	NA	NA	59.90 FL	Direct readings – Sliced otoliths	Isidro (1990b)
	NA	NA	62.65 FL	Direct readings – Whole otoliths	ICES (2015b)
	62.10 FL	64.40 FL	58.30 FL	Direct readings – Whole otoliths	Garcia et al. (2015)
	51.40 FL	60.20 FL	52.90 FL	Back calculation – Monastyrsky equation	Garcia et al. (2015)
k	NA	NA	0.14	Direct readings – Whole otoliths	Westhaus-Ekau & Ekau (1982)
	NA	NA	0.20	Direct readings – Sliced otoliths	Isidro (1990a)
	NA	NA	0.20	Direct readings – Sliced otoliths	Isidro (1990b)
	NA	NA	0.08	Direct readings – Whole otoliths	ICES (2015b)
	0.08	0.07	0.09	Direct readings – Whole otoliths	Garcia et al. (2015)
	0.12	0.08	0.11	Back calculation – Monastyrsky equation	Garcia et al. (2015)
t ₀	NA	NA	-1.58	Direct readings – Whole otoliths	Westhaus-Ekau & Ekau (1982)
	NA	NA	-0.23	Direct readings – Sliced otoliths	Isidro (1990a)
	NA	NA	-0.23	Direct readings – Sliced otoliths	Isidro (1990b)
	NA	NA	-2.82	Direct readings – Whole otoliths	ICES (2015b)
	-3.11	-3.34	-2.67	Direct readings – Whole otoliths	Garcia et al. (2015)
	-2.18	-2.78	-2.45	Back calculation – Monastyrsky equation	Garcia et al. (2015)
Mortality rate	NA	NA	M = 0.20-0.30	Hoenig (1983), Jensen (1996)	ICES (2015c)
Trophic level (mean ± s.e.)	NA	NA	3.32 ± 0.42	Trophic level estimated from a number of food items using a randomized resampling routine.	Froese & Pauly (2019)

Note: FL: fork length; ALK: Age-Length Key; MSF: Maturity Stage Frequency; GSI: Gonado Somatic Index; M: Natural Mortality; NA: Not Available.

* Estimated value corresponds to the length at first maturity.

Table 7. Summary of management regulations affecting the blue jack mackerel *Trachurus picturatus* fishery in the Azores region.

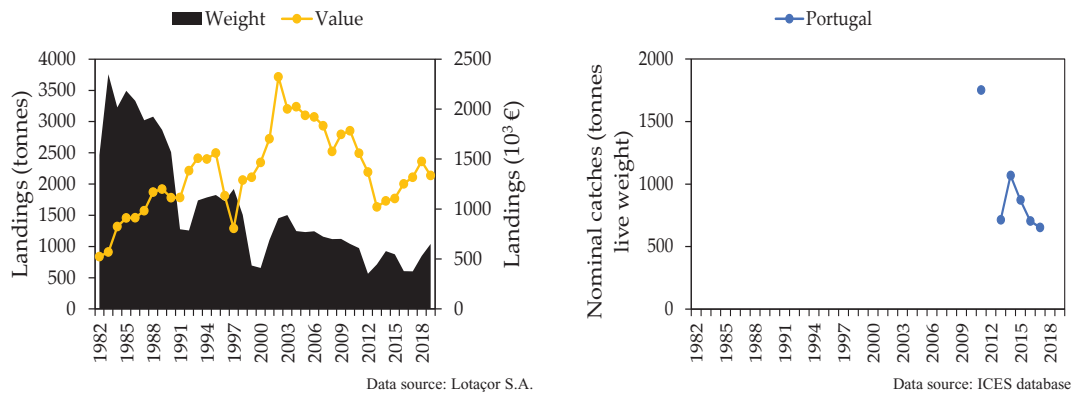
Year of implementation	Legislation	Measure
1999	Regulation (EC) No. 308/1999 of 8 February 1999	Minimum landing size (MLS) = 15 cm TL
2000	Ordinance No. 1102-C/2000 of 22 November 2000	Purse-seine Fishing Regulation
2001	Regulation (EC) No. 724/2001 of 4 April 2001	Revocation of the MLS for Azorean waters
2001	Ordinance No. 57/2001 of 13 September 2001	Minimum mesh size = 16 mm for purse-seine (except for live bait: 8 mm). Fishing area restrictions: allowed to operate outside the 0.25 NM area and deeper than 30 m (except for live bait)
2003	Regulation (EC) No. 2341/2002 of 20 December 2002	Total allowable catch (TAC/quota)
2003	Ordinance No. 101/2002 of 24 October 2002	Minimum hook size = 12 mm for bottom longline and handlines. Fishing area restriction for longline (allowed to operate outside the 3NM area) and by vessel type (closed decks ≤ 14 m in length: allowed to operate outside the 1 NM area; > 14 m: 3 NM; > 24 m: 6 NM; > 30 m: 12 NM)
2003	Regulation (EC) 1954/2003 of 4 November 2003	A box of 100 miles was created around the Azorean EEZ where only the Azorean fleets are permitted to line fish for deep-sea species
2004	Regulation (EC) 1811/2004 of 11 October 2004	Prohibition of bottom trawls in Azorean waters
2005	Regulation (EC) 1568/2005 of 20 September 2005	Prohibition of gillnet, entangling net or trammel net at depths greater than 200 m
2005	Ordinance No. 91/2005 of 22 December 2005	Prohibition of gillnet, entangling net or trammel net for demersal and deep-water species
2009	Ordinance No. 43/2009 of 27 May 2009	Fishing area restriction for longline by vessel size (≤ 14 m in length: allowed to operate outside the 1 NM area; > 14 m: 3 NM; > 24 m: 12 NM). Maximum of 120 hooks per basket
2010	Regional Decree No. 29/2010/A of 9 November 2010	Legal framework for Azorean Fisheries
2012	Ordinance No. 50/2012 of 27 April 2012	Fishing area restriction for longline (allowed to operate outside the 6 NM area) and by vessel size (≤ 14 m in length: allowed to operate outside the 1 NM area; > 14 m: 3 NM; > 24 m: 30 NM)
2014	Ordinance No. 65/2014 of 6 October 2014	Lift nets of any kind can be used at any distance from the coast or bathymetric
2014	Ordinance No. 65/2014 of 8 October 2014	Conditions for purse-seine fishing and lift nets in São Miguel and Terceira islands.
2014	Regulation (EC) 1380/2013 of 11 December 2013	Landing obligation for quota species
2018	Ordinance No. 116/2018 of 25 October 2018	Minimum hook size (14 mm for bottom longline and handlines). Fishing area restriction by vessel size (< 14 m in length: allowed to operate outside the 3 NM area for handlines or 1 NM when near the registration port; ≥ 14 m: 6 NM for hook and line fishing; ≥ 24 m: 30 NM for hook and line fishing)

Note: NM: Nautical Miles; TL: Total Length.

Table 8. Time-series of total allowable catches (in tonnes) for the blue jack mackerel *Trachurus* spp. fishery in the Azores region.

Year	Total allowable catch (TAC/quota)*
2003	3200
2004	3200
2005	3200
2006	3200
2007	3200
2008	3200
2009	3200
2010	3072
2011	3072
2012	3072
2013	3072
2014	3072
2015	3072
2016	3072
2017	3072
2018	3072
2019	3072
2020	3072

Note: *TAC/quota allocated to Portugal, ICES Subarea X and CECAF 34.1.1 (see Appendix I)



[Discard rate]
NA

[Fishing effort]
NA

[Survey-derived abundance index]
NA

[Nominal and standardized CPUE]
NA


Fig. 3. Annual commercial landings, nominal catches, discard rates, fishing effort and abundance indices (mean \pm 0.95 confidence interval) derived from surveys and commercial fishery (nominal and standardized CPUE) for blue jack mackerel *Trachurus picturatus* in the Azores region. NA: Not Available.

Blackbelly rosefish

Scientific name: *Helicolenus dactylopterus*
(Delaroche, 1809)

Common name: Pt – Boca-negra; En – Blackbelly rosefish

FAO code: BRF



Distribution and habitat: The blackbelly rosefish *Helicolenus dactylopterus* is a scorpionfish widely distributed in the Atlantic Ocean, from west (Nova Scotia to Venezuela) to east (Iceland and Norway to South Africa, including the Macaronesian archipelagos), and in the Mediterranean Sea (Froese & Pauly 2019). The species occurs on soft bottoms at depths between 50 and 1100 m but usually found between 350 and 800 m (Santos et al. 2020b). Juveniles are found mainly in shallow zones (nursery and growth areas) and adults in deeper ones (Santos et al. 2020b).

Movements and stock structure: Body morphometric, otolith, genetic and tagging studies seem to support the current assumption of three stock units in Portuguese waters: a) Azores (ICES Subarea X); b) Madeira, and c) mainland Portugal (Subarea IX; Aboim 2005; Sequeira et al. 2011; Higgins et al. 2013; Santos et al. 2020b). In the Azores, the population have a strongly sedentary behaviour with an intraregional separation among subpopulations within the archipelago (Santos et al. 2020b).

Age and growth: Maximum size reported is 56 cm total length (TL) in the Azores (ICES Subarea X; Santos et al. 2020b). Maximum age, 43 years in French waters (Allain & Lorance, 2000) and 32 years in the Azores (Abecasis et al. 2006; Santos et al. 2020b). Males grow faster than females (Abecasis et al. 2006).

Reproduction: The blackbelly rosefish is a zygotrophic species with asynchronous ovarian development and batch spawner pattern (Muñoz et al. 2010). It becomes mature between 3 and 5 years of age (Estácio et al. 2001). Females are internally inseminated. The sperm are retained inside the ovaries for a period that may reach 6 to 7 months before spawning (Mendonça et al. 2006), which takes place where adults occur, from December to April depending on the area (Froese & Pauly 2019). Eggs with embryos are released enclosed in a gelatinous matrix and larvae develop in surface-water layer (Santos et al. 2020b). In the Azores, size-at-maturity of males is 28 cm TL and of females 22 cm TL (Estácio et al. 2001). Spawning occurs between January and March (Mendonça et al. 2006). Males outnumber females in larger length classes (Santos et al. 2020b).

Feeding habits: Feeds on benthic and pelagic crustaceans, fishes, cephalopods, and echinoderms (Hureau & Litvinenko 1986).

Fishing importance: Targeted by the Azorean demersal fishery using hook and lines and caught as bycatch in blackspot seabream fishery. Ranks fourth in terms of total landed value considering non-straddling stocks (1,3 M € on average per year; Santos et al. 2020a). Mean price per kg for 2009-2019 was 5,07 €.

Table 9. Summary of biological parameters for blackbelly rosefish *Helicolenus dactylopterus* from the Azores region.

Parameter	Value			Method	Source
	Female	Male	Combined		
Length-weight relationship	W = 0.0099 TL ^{3.180} (n = 543; r ² = 0.99)	W = 0.0108 TL ^{3.140} (n = 560; r ² = 0.99)	W = 0.0107 TL ^{3.150} (n = 1324; r ² = 0.99)	Linear regression	Isidro (1989)
	NA	NA	W = 0.0214 TL ^{2.943} (n = 519; r ² = NA)	Linear regression	Silva & Menezes (1996)
	NA	NA	W = 0.0124 TL ^{3.104} (n = 1630; r ² = 0.98)	Linear regression	Menezes et al. (2001)
	NA	NA	W = 0.0140 TL ^{3.058} (n = 3753; r ² = 0.98)	Linear regression	Rosa et al. (2006)
Maximum length (cm)	41.0 TL	38.0 TL	41.0 TL	Length composition	Isidro (1987)
	39.5 TL	41.5 TL	41.5 TL	Length composition	Isidro (1989)
	NA	NA	52.5 TL	Length composition	Isidro (1996)
	NA	NA	40.0 TL	Length composition	Silva & Menezes (1996)
	47.0 TL	47.0 TL	47.0 TL	Length composition	Esteves et al. (1997)
	NA	NA	47.0 TL	Length composition	Krug et al. (1998)
	NA	NA	51.0 TL	Length composition	Barão (1999)
	NA	NA	48.0 TL	Length composition	ICES (2000)
	NA	NA	48.0 TL	Length composition	Krug et al. (2000)
	48.0 TL	46.0 TL	48.0 TL	Length composition	Menezes et al. (2001)
	46.0 TL	48.0 TL	48.0 TL	Length composition	Silva (2002)
	42.0 TL	47.0 TL	47.0 TL	Length composition	Abecasis et al. (2006)
	NA	NA	49.0 TL	Length composition	Rosa et al. (2006)
	NA	NA	56.0 TL	Length composition	Santos et al. (2020b)
Maximum age (y)	12	16	NA	Whole otoliths	Isidro (1987)
	15	15	15	Whole otoliths	Isidro (1989)
	12	14	NA	Whole otoliths	Esteves et al. (1997)
	NA	NA	16	Whole otoliths	Krug et al. (1998)
	NA	NA	16	Whole otoliths	Barão (1999)
	NA	NA	13	Whole otoliths	Menezes et al. (2001)
	NA	NA	16	Whole otoliths	ICES (2000)
	NA	NA	16	Whole otoliths	Krug et al. (2000)
	13	15	15	Whole otoliths	Silva (2002)
	28	32	NA	Sliced otoliths	Abecasis et al. (2006)
NA	NA	32	Whole otoliths	Tanner et al. (2020)	
Length (cm) at 50% maturity	20.1 TL	21.1 TL	NA	MSF	Isidro (1989)
	21.8 TL	28.1 TL	NA	MSF	Mendonça et al. (1998)

Synopsis of information on priority marine species in the Azores

Parameter	Value			Method	Source
	Female	Male	Combined		
	20.9 TL	26.0 TL	NA	MSF	ICES (2000)
	21.8 TL	28.1 TL	NA	MSF	Krug et al. (2000)
	21.8 TL	28.1 TL	NA	MSF	Estácio et al. (2001)
	18.6 TL	17.2 TL	NA	MSF	Sequeira et al. (2012)
	Age (y) at 50% maturity	3.6	4.4	NA	ALK
	3	5	NA	ALK	Mendonça et al. (1998)
	2	4	NA	ALK	ICES (2000)
	3	5	NA	ALK	Krug et al. (2000)
	3	5	NA	ALK	Estácio et al. (2001)
Spawning season	Jan-Apr/May	Jul-Sep/Oct	NA	GSI, MSF	Isidro (1989)
	Jan-Apr/May	Jun-Oct	NA	GSI	Mendonça et al. (1998)
	Jan-May (Peak: Jun-Jul)	Jan-May (Peak: Jun-Jul)	Jan-May (Peak: Jun-Jul)	GSI	ICES (2000)
	Jan-May (Peak: Jun-Jul)	Jan-May (Peak: Jun-Jul)	Jan-May (Peak: Jun-Jul)	GSI	Krug et al. (2000)
	Jan-May (Peak: Jan)	NA	NA	MSF, GSI	Estácio et al. (2001)
	Nov-May (Peak: Jan-Mar)	Apr-Dec (Peak: May-Oct)	NA	MSF, GSI	Menezes et al. (2001)
	Jan-Mar	Jul-Nov	NA	MSF, GSI	Mendonça et al. (2006)
	Dec-Mar (Peak: Dec-Feb)	Jun-Dec (Peak: Jun-Oct)	NA	MSF, GSI	Sequeira et al. (2012)
Fecundity (thousands of oocytes)	NA				
L _{inf}	38.89 TL	44.88 TL	NA	Direct readings – Whole otoliths	Isidro (1987)
	42.00 TL	41.00 TL	42.00 TL	Direct readings – Whole otoliths	Isidro (1989)
	54.70 TL	50.20 TL	NA	Direct readings – Whole otoliths	Esteves et al. (1997)
	52.60 TL	57.40 TL	NA	Back calculation – Fraser-Lee equation	Esteves et al. (1997)
	56.00 TL	65.30 TL	NA	Length-frequency analysis	Esteves et al. (1997)
	NA	NA	50.50 TL	Direct readings – Whole otoliths	Krug et al. (1998)
	NA	NA	50.50 TL	Length-frequency analysis	Krug et al. (1998)
	NA	NA	56.90 TL	Direct readings – Whole otoliths	Barão (1999)
	NA	NA	48.30 TL	Direct readings – Whole otoliths	ICES (2000)
	NA	NA	48.30 TL	Direct readings – Whole otoliths	Krug et al. (2000)
	50.62 TL	52.09 TL	50.90 TL	Direct readings – Whole otoliths	Menezes et al. (2001)
	48.30 TL	54.10 TL	51.60 TL	Direct readings – Whole otoliths	Silva (2002)
	NA	NA	53.00 TL	Length-frequency analysis	Silva (2002)
	56.53 TL	59.06 TL	NA	Direct readings – Whole otoliths	Abecasis et al. (2006)

Parameter	Value			Method	Source
	Female	Male	Combined		
k	57.08 TL	54.81 TL	NA	Direct readings – Sliced otoliths	Abecasis et al. (2006)
	0.18	0.11	NA	Direct readings – Whole otoliths	Isidro (1987)
	0.10	0.11	0.10	Direct readings – Whole otoliths	Isidro (1989)
	0.10	0.16	NA	Direct readings – Whole otoliths	Esteves et al. (1997)
	0.11	0.11	NA	Back calculation – Fraser-Lee equation	Esteves et al. (1997)
	0.15	0.13	NA	Length-frequency analysis	Esteves et al. (1997)
	NA	NA	0.14	Direct readings – Whole otoliths	Krug et al. (1998)
	NA	NA	0.16	Length-frequency analysis	Krug et al. (1998)
	NA	NA	0.10	Direct readings – Whole otoliths	Barão (1999)
	NA	NA	0.16	Direct readings – Whole otoliths	ICES (2000)
	NA	NA	0.16	Direct readings – Whole otoliths	Krug et al. (2000)
	0.15	0.16	0.16	Direct readings – Whole otoliths	Menezes et al. (2001)
	0.16	0.13	0.14	Direct readings – Whole otoliths	Silva (2002)
	NA	NA	0.08	Length-frequency analysis	Silva (2002)
	t ₀	0.07	0.07	NA	Direct readings – Whole otoliths
0.05		0.06	NA	Direct readings – Sliced otoliths	Abecasis et al. (2006)
-0.42		-1.83	NA	Direct readings – Whole otoliths	Isidro (1987)
-2.87		-2.05	-2.26	Direct readings – Whole otoliths	Isidro (1989)
-1.16		0.05	NA	Direct readings – Whole otoliths	Esteves et al. (1997)
-0.24		-0.32	NA	Back calculation – Fraser-Lee equation	Esteves et al. (1997)
1.08		0.71	NA	Length-frequency analysis	Esteves et al. (1997)
NA		NA	-1.23	Direct readings – Whole otoliths	Krug et al. (1998)
NA		NA	-0.46	Length-frequency analysis	Krug et al. (1998)
NA		NA	-2.23	Direct readings – Whole otoliths	Barão (1999)
NA		NA	-1.13	Direct readings – Whole otoliths	ICES (2000)
NA		NA	-1.13	Direct readings – Whole otoliths	Krug et al. (2000)
-1.59		-1.10	-1.10	Direct readings – Whole otoliths	Menezes et al. (2001)
-1.22		-1.74	-1.60	Direct readings – Whole otoliths	Silva (2002)
NA		NA	-1.00	Length-frequency analysis	Silva (2002)
Mortality rate	-1.13	-0.21	NA	Direct readings – Whole otoliths	Abecasis et al. (2006)
	-2.28	-2.29	NA	Direct readings – Sliced otoliths	Abecasis et al. (2006)
	NA	NA	M = 0.30	Rikhter & Efanov (1976)	Isidro (1996)
NA	NA	M = 0.25	Pauly (1980)	Isidro (1996)	
NA	NA	M = 0.20	Pauly (1980) – 0.8 multiplying factor	Isidro (1996)	

Synopsis of information on priority marine species in the Azores

Parameter	Value			Method	Source
	Female	Male	Combined		
	NA	NA	M = 0.13	Alagaraja (1984)	Isidro (1996)
	NA	NA	Z = 0.15 (F = 0.05; M = 0.10)	Z: Catch curve; F: Beverton & Holt (1959); M: combined methods	Isidro (1996)
	NA	NA	M = 0.19	Tanaka (1960)	Barão (1999)
	NA	NA	M = 0.49	Rikhter & Efanov (1976)	Barão (1999)
	NA	NA	M = 0.27	Pauly (1980)	Barão (1999)
	NA	NA	Z = 0.39 (F = 0.17; M = 0.22)	Z: F + M; F: VPA; M: combined methods	Barão (1999)
Trophic level (mean ± s.e.)	NA	NA	3.80 ± 0.58	Trophic level estimated from a number of food items using a randomized resampling routine.	Froese & Pauly (2019)

Note: TL: Total Length; ALK: Age-Length Key; MSF: Maturity Stage Frequency; GSI: Gonado Somatic Index; Z: Total Mortality; M: Natural Mortality; F: Fishing Mortality; VPA: Virtual Population Analysis; NA: Not Available.

Table 10. Summary of management regulations affecting the blackbelly rosefish *Helicolenus dactylopterus* in the Azores region.

Year of implementation	Legislation	Measure
2000	Ordinance No. 1102-C/2000 of 22 November 2000	Hook and line Fishing Regulation
2003	Ordinance No. 101/2002 of 24 October 2002	Minimum hook size (12 mm for bottom longline and handlines). Fishing area restriction for longline (allowed to operate outside the 3 NM area) and by vessel type (closed decks \leq 14 m in length: allowed to operate outside the 1 NM area; > 14 m: 3 NM; > 24 m: 6 NM; > 30 m: 12 NM)
2003	Regulation (EC) 1954/2003 of 4 November 2003	A box of 100 miles was created around the Azorean EEZ where only the Azorean fleets are permitted to line fish for deep-sea species
2004	Regulation (EC) 1811/2004 of 11 October 2004	Prohibition of bottom trawls in Azorean waters
2005	Regulation (EC) 1568/2005 of 20 September 2005	Prohibition of gillnet, entangling net or trammel net at depths greater than 200 m
2005	Ordinance No. 91/2005 of 22 December 2005	Prohibition of gillnet, entangling net or trammel net for demersal and deep-water species
2009	Ordinance No. 43/2009 of 27 May 2009	Fishing area restriction for longline by vessel size (\leq 14 m in length: allowed to operate outside the 1 NM area; > 14 m: 3 NM; > 24 m: 12 NM). Maximum of 120 hooks per basket.
2010	Ordinance No. 1/2010 of 18 January 2010	Minimum landing size (MLS) = 25 cm TL or 250 g
2010	Regional Decree No. 29/2010/A of 9 November 2010	Legal framework for Azorean Fisheries
2012	Ordinance No. 50/2012 of 27 April 2012	Fishing area restriction for longline (allowed to operate outside the 6 NM area) and by vessel size (\leq 14 m in length: allowed to operate outside the 1 NM area; > 14 m: 3 NM; > 24 m: 30 NM)
2014	Regulation (EC) 1380/2013 of 11 December 2013	Landing obligation for quota species
2017	Ordinance No. 13/2017 of 31 January 2017	MLS = 27 cm TL
2018	Ordinance No. 116/2018 of 25 October 2018	Minimum hook size (14 mm for bottom longline and handlines). Fishing area restriction by vessel size (< 14 m in length: allowed to operate outside the 3 NM area for handlines or 1 NM when near the registration port; \geq 14 m: 6 NM for hook and line fishing; \geq 24 m: 30 NM for hook and line fishing)
2019	Ordinance No. 63/2019 of 12 September 2019	MLS = 30 cm TL
2020	Ordinance No. 92/2019 of 30 December 2019	Total allowable catch (TAC/quota)

Note: NM: Nautical Miles; TL: Total Length.

Table 11. Time-series of total allowable catches (in tonnes) for the blackbelly rosefish *Helicolenus dactylopterus* fishery in the Azores region.

Year	Total allowable catch (TAC/quota)*
2020	250

Note: *TAC/quota for vessels operating in the ICES Subarea X.

Synopsis of information on priority marine species in the Azores

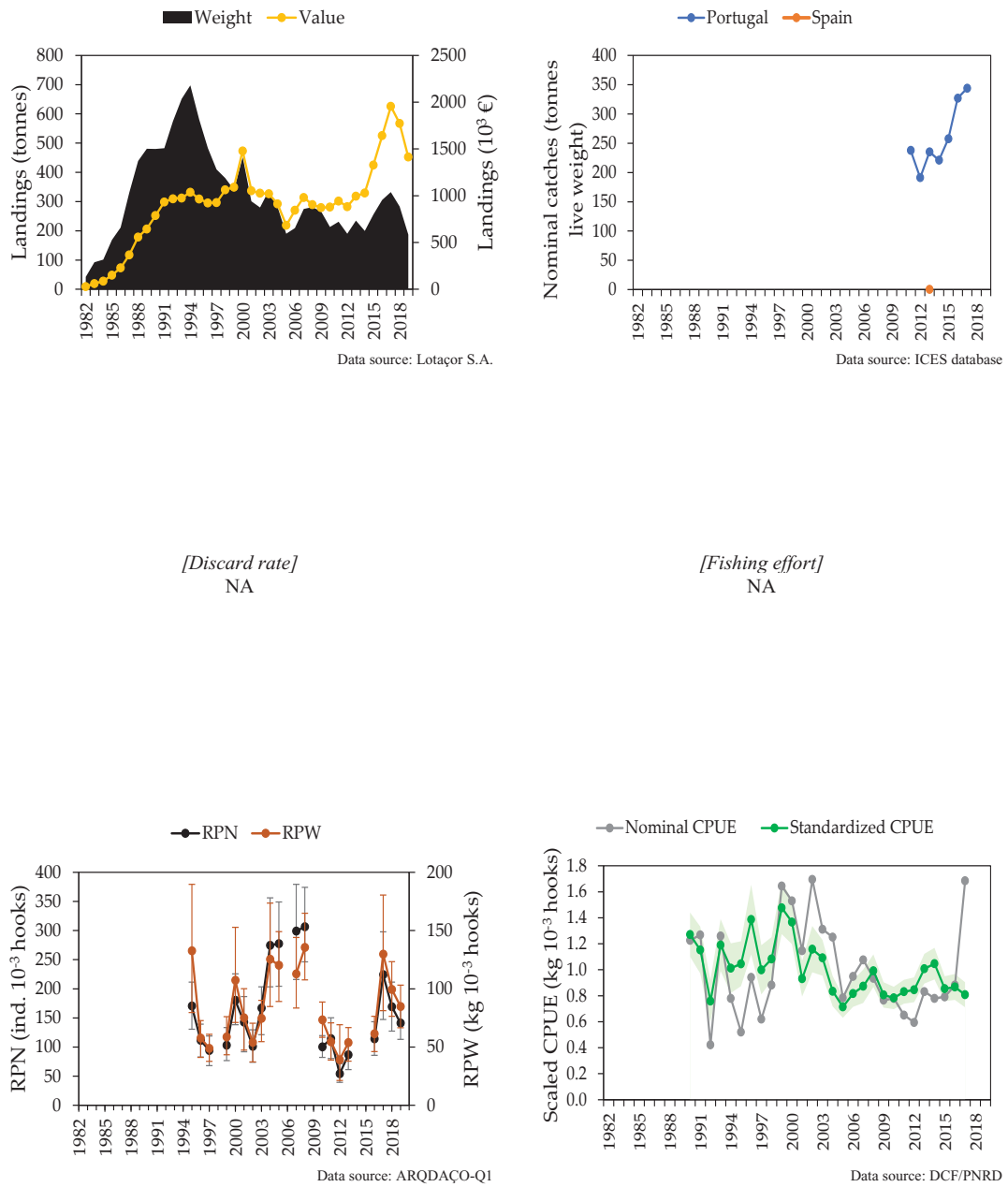



Fig. 4. Annual commercial landings, nominal catches, discard rates, fishing effort and abundance indices (mean \pm 0.95 confidence interval) derived from surveys and commercial fishery (nominal and standardized CPUE) for blackbelly rosefish *Helicolenus dactylopterus* in the Azores region. RPN: Relative Population Number; RPW: Relative Population Weight; CPUE: Catch Per Unit Effort; NA: Not Available.

Red Porgy

Scientific name: *Pagrus pagrus* (Linnaeus, 1758)

Common name: Pt – Pargo, Parguete; En – Red porgy

FAO code: RPG



Distribution and habitat: The red porgy *Pagrus pagrus* is a sparid fish widely distributed in the Eastern Atlantic (English Channel to Western Sahara, including Macaronesian archipelagos), Western Atlantic (United States to Argentina, including the Gulf of Mexico but not the eastern Caribbean Sea) and Mediterranean Sea (Robins & Ray 1986). The species shows a considerable site fidelity, living on rock, rubble, or sand bottoms down to 250 m depth (Bauchot & Hureau 1990; Pinho et al. 2020), usually between 10 m and 80 m (Cervigón 1993; Pinho et al. 2020).

Movements and stock structure: Genetic studies support the existence of an Azorean population unit within the eastern North Atlantic (Ball et al. 2007).

Age and growth: Maximum size reported is 91 cm total length (TL; Lieske & Myers 1994). Maximum age, 18 years in the North Carolina, USA (Pots & Manooch 2002). In the Azores (ICES Subarea X), maximum size reported is 71 cm fork length (FL) and maximum age 17 years (Krug et al. 1998). Since it is a protogynous hermaphrodite and undergo a size- and behaviour-related transition from females to males, no comparison of growth rates between sexes is usually carried out.

Reproduction: The red porgy is an oviparous species with protogynous hermaphroditism (Kokokiris et al. 1999). It has asynchronous ovarian development, indeterminate fecundity and sequential spawner pattern (Daniel 2003; Mylonas et al. 2004). Size-at-maturity occurs at 3 years of age (about 24 cm TL; Froese & Pauly 2019). Spawning tends to be in spring, depending on the seawater temperature (Manooch 1976; Manooch & Hassler 1978; Pajuelo & Lorenzo 1996; Mylonas et al. 2004). Eggs and larvae are pelagic, and juveniles are distributed more inshore than adult populations (Manooch & Hassler 1978). In the Azores, size-at-maturity of males is 33 cm FL and of females 30 cm. Spawning occurs between March and July (Mendonça et al. 1998). For most size categories, proportion of males to females is close to 1:1 (Mendonça et al. 1998).

Feeding habits: Carnivore, feeds on crustaceans, small fishes and molluscs (Bauchot & Hureau 1990).

Fishing importance: Targeted by the Azorean demersal coastal fishery using hook and lines. Ranks fifth in terms of total landed value considering non-straddling stocks (0,9 M € on average per year; Santos et al. 2020a). Mean price per kg for 2009-2019 was 10,07 €.

Table 12. Summary of biological parameters for red porgy *Pagrus pagrus* from the Azores region.

Parameter	Value			Method	Source
	Female	Male	Combined		
Length-weight relationship	NA	NA	W = 0.0402 FL ^{2.849} (n = 393; r ² = 0.99)	Linear regression	Menezes et al. (2001)
	NA	NA	W = 0.0388 FL ^{2.856} (n = 884; r ² = 0.99)	Linear regression	Rosa et al. (2006)
Maximum length (cm)	NA	NA	71.0 FL	Length composition	Serafim (1995)
	NA	NA	71.0 FL	Length composition	Serafim & Krug (1995)
	NA	NA	71.0 FL	Length composition	Krug et al. (1998)
	66.0 FL	64.0 FL	66.0 FL	Length composition	Menezes et al. (2001)
	NA	NA	66.0 FL	Length composition	Rosa et al. (2006)
Maximum age (y)	NA	NA	13	Whole otoliths	Serafim (1995)
	NA	NA	13	Whole otoliths	Serafim & Krug (1995)
	NA	NA	17	Whole otoliths	Krug et al. (1998)
Length (cm) at 50% maturity	29.9 FL	33.3 FL	NA	MSF	Mendonça et al. (1998)
Age (y) at 50% maturity	4	5	NA	ALK	Mendonça et al. (1998)
Spawning season	NA	NA	Mar-Jul (Peak: Mar-May)	GSI	Mendonça et al. (1998)
	(Peak: May)	(Peak: May)	NA	MSF, GSI	Menezes et al. (2001)
Fecundity (thousands of oocytes)	NA				
L _{inf}	92.60 FL	101.10 FL	103.00 FL	Direct readings – Whole otoliths	Serafim (1995)
	NA	NA	103.00 FL	Direct readings – Whole otoliths	Serafim (1995)
	NA	NA	104.60 FL	Back calculation – Fraser-Lee equation	Serafim (1995)
	NA	NA	103.00 FL	Direct readings – Whole otoliths	Serafim & Krug (1995)
	NA	NA	104.60 FL	Back calculation – Fraser-Lee equation	Serafim & Krug (1995)
	NA	NA	102.70 FL	Length-frequency analysis	Serafim & Krug (1995)
	NA	NA	101.00 FL	Direct readings – Whole otoliths	Krug et al. (1998)
	NA	NA	132.20 FL	Length-frequency analysis	Krug et al. (1998)
k	0.07	0.06	0.06	Direct readings – Whole otoliths	Serafim (1995)
	NA	NA	0.07	Back calculation – Fraser-Lee equation	Serafim (1995)
	NA	NA	0.07	Length-frequency analysis	Serafim (1995)
	NA	NA	0.06	Direct readings – Whole otoliths	Serafim & Krug (1995)
	NA	NA	0.07	Back calculation – Fraser-Lee equation	Serafim & Krug (1995)
	NA	NA	0.07	Length-frequency analysis	Serafim & Krug (1995)
	NA	NA	0.05	Direct readings – Whole otoliths	Krug et al. (1998)
	NA	NA	0.04	Length-frequency analysis	Krug et al. (1998)

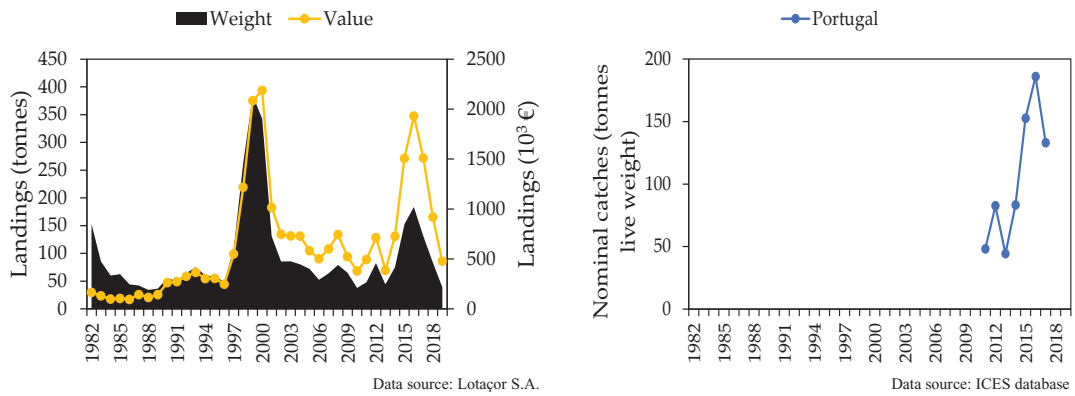
Parameter	Value			Method	Source
	Female	Male	Combined		
t ₀	-1.40	-1.90	-1.72	Direct readings – Whole otoliths	Serafim (1995)
	NA	NA	-0.80	Back calculation – Fraser-Lee equation	Serafim (1995)
	NA	NA	-0.96	Length-frequency analysis	Serafim (1995)
	NA	NA	-1.72	Direct readings – Whole otoliths	Serafim & Krug (1995)
	NA	NA	-0.80	Back calculation – Fraser-Lee equation	Serafim & Krug (1995)
	NA	NA	-0.96	Length-frequency analysis	Serafim & Krug (1995)
	NA	NA	-3.29	Direct readings – Whole otoliths	Krug et al. (1998)
	NA	NA	-3.05	Length-frequency analysis	Krug et al. (1998)
Mortality rate	NA	NA	NA		
Trophic level (mean ± s.e.)	NA	NA	3.55 ± 0.51	Trophic level estimated from a number of food items using a randomized resampling routine.	Froese & Pauly (2019)

Note: FL: Fork Length; ALK: Age-Length Key; MSF: Maturity Stage Frequency; GSI: Gonado Somatic Index; NA: Not Available.

Table 13. Summary of management regulations affecting the red porgy *Pagrus pagrus* fishery in the Azores region.

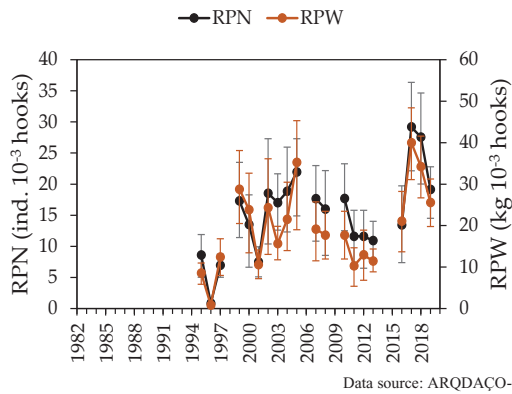
Year of implementation	Legislation	Measure
2000	Ordinance No. 1102-C/2000 of 22 November 2000	Hook and line Fishing Regulation
2001	Ordinance No. 27/2001 of 15 January 2001	Minimum landing size (MLS) = 20 cm TL
2003	Ordinance No. 101/2002 of 24 October 2002	Minimum hook size (12 mm for bottom longline and handlines). Fishing area restriction for longline (allowed to operate outside the 3NM area) and by vessel type (closed decks ≤ 14 m in length: allowed to operate outside the 1 NM area; > 14 m: 3 NM; > 24 m: 6 NM; > 30 m: 12 NM)
2004	Regulation (EC) 1811/2004 of 11 October 2004	Prohibition of bottom trawls in Azorean waters
2005	Regulation (EC) 1568/2005 of 20 September 2005	Prohibition of gillnet, entangling net or trammel net at depths greater than 200 m
2005	Ordinance No. 91/2005 of 22 December 2005	Prohibition of gillnet, entangling net or trammel net for demersal and deep-water species
2009	Ordinance No. 43/2009 of 27 May 2009	Fishing area restriction for longline by vessel size (≤ 14 m in length: allowed to operate outside the 1 NM area; > 14 m: 3 NM; > 24 m: 12 NM). Maximum of 120 hooks per basket
2010	Regional Decree No. 29/2010/A of 9 November 2010	Legal framework for Azorean Fisheries
2012	Ordinance No. 50/2012 of 27 April 2012	Fishing area restriction for longline (allowed to operate outside the 6 NM area) and by vessel size (≤ 14 m in length: allowed to operate outside the 1 NM area; > 14 m: 3 NM; > 24 m: 30 NM). Ban on red porgy catch using bottom longline.
2017	Ordinance No. 13/2017 of 31 January 2017	MLS = 30 cm TL
2018	Ordinance No. 116/2018 of 25 October 2018	Minimum hook size (14 mm for bottom longline and handlines). Fishing area restriction by vessel size (< 14 m in length: allowed to operate outside the 3 NM area for handlines or 1 NM when near the registration port; ≥ 14 m: 6 NM for hook and line fishing; ≥ 24 m: 30 NM for hook and line fishing)

Note: NM: Nautical Miles; TL: Total Length.



[Discard rate]
NA

[Fishing effort]
NA



[Nominal and standardized CPUE]
NA


Fig. 5. Annual commercial landings, nominal catches, discard rates, fishing effort and abundance indices (mean \pm 0.95 confidence interval) derived from surveys and commercial fishery (nominal and standardized CPUE) for red porgy *Pagrus pagrus* in the Azores region. RPN: Relative Population Number; RPW: Relative Population Weight; CPUE: Catch Per Unit Effort; NA: Not Available.

Forkbeard

Scientific name: *Phycis phycis* (Linnaeus, 1766)

Common name: Pt – Abrótea; En – Forkbeard

FAO code: FOR



Distribution and habitat: The forkbeard *Phycis phycis* is a phycid fish widely distributed in the Northeast Atlantic (Bay of Biscay to Morocco, south to Cape Verde and Macaronesian archipelagos) and Mediterranean Sea (Cohen et al. 1990). The species occurs on hard and sandy-muddy bottoms near rocks at depths between 100 and 650 m (Cohen et al. 1990) usually found in shallow waters down to 200 m (Santos et al. 2019a). It is active at night and hides among rocks during the day. Juveniles appear to inhabit shallower and coastal areas, migrating to deeper areas as they grow (Santos et al. 2019a).

Movements and stock structure: Both body morphometric and otolith shape studies seem to support the existence of three stock units in Portuguese waters: a) Azores (ICES Subarea X); b) Madeira, and c) mainland Portugal (Subarea IX; Vieira et al. 2014; 2016a).

Age and growth: Maximum size reported is 75 cm total length (TL) for males and 79 cm TL for females in the Azores (Monteiro 2014). Maximum age, 18 years for both sexes (Abecasis et al. 2009). There are no practical differences in growth between sexes (Abecasis et al. 2009).

Reproduction: The forkbeard is an oviparous species with group-synchronous ovarian development and batch spawner pattern (Vieira et al. 2016b). Size-at-maturity is 36 cm TL for females and 28 cm TL for males in the mainland Portugal (Vieira et al. 2016b). Spawning occurs from September to February depending in the area (Silva 1986b, c; Vieira et al. 2016b). In the Azores, size-at-maturity is 42 cm TL for males and 38 cm TL for females (Mendonça et al. 1998). Spawning occurs between January and August (Mendonça et al. 1998). Females outnumber males in larger length classes (Silva 1986b, c).

Feeding habits: Feeds mainly on fishes (e.g. *Macroramphosus scolopax*, *Capros aper*) and decapods (e.g. *Homola barbata*, *Liocarcinus corrugatus*; Morato et al. 1999).

Fishing importance: Targeted by the Azorean demersal fishery using hook and lines. Ranks sixth in terms of total landed value considering non-straddling stocks (0,8 M € on average per year; Santos et al. 2020a). Mean price per kg for 2009-2019 was 4,12 €.

Table 14. Summary of biological parameters for forkbeard *Phycis phycis* from the Azores region.

Parameter	Value			Method	Source
	Female	Male	Combined		
Length-weight relationship	NA	NA	$W = 0.0054 TL^{3.205}$ (n = 350; $r^2 = 0.98$)	Linear regression	Silva (1985)
	NA	NA	$W = 0.0054 TL^{3.205}$ (n = 350; $r^2 = 0.98$)	Linear regression	Silva (1986c)
	NA	NA	$W = 0.0054 TL^{3.205}$ (n = 350; $r^2 = 0.98$)	Linear regression	Silva & Krug (1992)
	NA	NA	$W = 0.0117 TL^{2.977}$ (n = 233; $r^2 = 0.96$)	Linear regression	Menezes et al. (2001)
	NA	NA	$W = 0.0069 TL^{3.135}$ (n = 42; $r^2 = 0.99$)	Linear regression	Morato et al. (2001b)
	NA	NA	$W = 0.0085 TL^{3.069}$ (n = 1150; $r^2 = 0.96$)	Linear regression	Rosa et al. (2006)
	NA	NA	$W = 0.0056 TL^{3.192}$ (n = 1968; $r^2 = 0.99$)	Linear regression	Monteiro (2014)
Maximum length (cm)	NA	NA	70.0 TL	Length composition	Silva (1986c)
	NA	NA	71.0 TL	Length composition	Krug et al. (1998)
	NA	NA	75.0 TL	Length composition	Marcelo (1999)
	62.0 TL	62.0 TL	62.0 TL	Length composition	Menezes et al. (2001)
	NA	NA	59.5 TL	Length composition	Morato et al. (2001b)
	NA	NA	74.0 TL	Length composition	Pinho (2003)
	NA	NA	69.0 TL	Length composition	Rosa et al. (2006)
	68.0 TL	71.0 TL	NA	Length composition	Abecasis et al. (2009)
79.0 TL	75.0 TL	83.0 TL	Length composition	Monteiro (2014)	
Maximum age (y)	15	12	15	Sliced otoliths	Silva (1985)
	15	12	15	Sliced otoliths	Silva (1986a)
	15	12	15	Sliced otoliths	Silva (1986c)
	NA	NA	15	NA	Silva & Krug (1992)
	NA	NA	17	Whole otoliths	Krug et al. (1998)
	NA	NA	17	Whole otoliths	Marcelo (1999)
	18	18	NA	Sliced and burned otoliths	Abecasis et al. (2009)
	NA	NA	16	NA	Monteiro (2014)
Length (cm) at 50% maturity	41.0 TL	36.0 TL	NA	MSF	Silva (1986b)
	41.0 TL	36.0 TL	NA	MSF	Silva (1986c)
	38.5 TL	41.7 TL	NA	MSF	Mendonça et al. (1998)
	38.2 TL	37.2 TL	NA	MSF	Monteiro (2014)
Age (y) at 50% maturity	5	4	NA	ALK	Silva (1986b)
	5	4	NA	ALK	Silva (1986c)
	4	5	NA	ALK	Mendonça et al. (1998)

Synopsis of information on priority marine species in the Azores

Parameter	Value			Method	Source
	Female	Male	Combined		
	3-4	3-4	NA	ALK	Monteiro (2014)
Spawning season	NA	NA	Dec-Feb (Peak: Jan)	MSF, GSI	Silva (1986b)
	NA	NA	Dec-Mar (Peak: Nov-Dec)	MSF, GSI	Silva (1986a)
	Dec-Feb (Peak: Jan)	Dec-Feb (Peak: Jan)	Dec-Feb (Peak: Jan)	MSF, GSI	Silva (1986c)
	(Peak: Jan, Jun and Aug)	(Peak: Jan and Aug)	NA	GSI	Mendonça et al. (1998)
	Jun-Dec (Peak: Nov)	Jun-Dec (Peak: Nov)	NA	MSF, GSI	Menezes et al. (2001)
	Aug-Mar (Peak: Nov-Dec)	Aug-Mar (Peak: Nov-Dec)	Aug-Mar (Peak: Nov-Dec)	MSF, GSI	Monteiro (2014)
Fecundity (thousands of oocytes)	321-14993			Ovary analysis	Silva (1986b)
	321-14993			Ovary analysis	Silva (1986c)
L _{inf}	NA	NA	65.30 TL	Direct readings – Sliced otoliths	Silva (1985)
	NA	NA	65.30 TL	Direct readings – Sliced otoliths	Silva (1986a)
	NA	NA	65.30 TL	Direct readings – Sliced otoliths	Silva (1986c)
	NA	NA	72.40 TL	Direct readings – Whole otoliths	Krug et al. (1998)
	NA	NA	74.00 TL	Length-frequency analysis	Krug et al. (1998)
	NA	NA	73.00 TL	Direct readings – Whole otoliths	Marcelo (1999)
	80.50 TL	85.30 TL	79.60 TL	Direct readings – Sliced and burned otoliths	Abecasis et al. (2009)
	73.60 TL	71.00 TL	72.20 TL	Direct readings - NA	Monteiro (2014)
k	NA	NA	0.19	Direct readings – Sliced otoliths	Silva (1985)
	NA	NA	0.19	Direct readings – Sliced otoliths	Silva (1986a)
	NA	NA	0.19	Direct readings – Sliced otoliths	Silva (1986c)
	NA	NA	0.09	Direct readings – Whole otoliths	Krug et al. (1998)
	NA	NA	0.10	Length-frequency analysis	Krug et al. (1998)
	NA	NA	0.14	Direct readings – Whole otoliths	Marcelo (1999)
	0.09	0.08	0.09	Direct readings – Sliced and burned otoliths	Abecasis et al. (2009)
	0.10	0.11	0.11	Direct readings - NA	Monteiro (2014)
t ₀	NA	NA	-0.28	Direct readings – Sliced otoliths	Silva (1985)
	NA	NA	-0.28	Direct readings – Sliced otoliths	Silva (1986c)
	NA	NA	-4.56	Direct readings – Whole otoliths	Krug et al. (1998)
	NA	NA	-3.56	Length-frequency analysis	Krug et al. (1998)
	NA	NA	-1.03	Direct readings – Whole otoliths	Marcelo (1999)
	-1.53	-2.31	-1.88	Direct readings – Sliced and burned otoliths	Abecasis et al. (2009)
	-3.98	-3.53	-3.72	Direct readings - NA	Monteiro (2014)

Parameter	Value			Method	Source
	Female	Male	Combined		
Mortality rate	NA	NA	Z = 0.41 (F = 0.04; M = 0.37)	Z: F + M; F: Beverton & Holt (1959); M: combined methods	Silva (1988)
	NA	NA	Z = 0.27 (F = 0.07; M = 0.20)	Z, F: VPA; M: Tanaka (1960)	Silva & Krug (1992)
	NA	NA	M = 0.30	Pauly (1980)	Marcelo (1999)
	NA	NA	M = 0.18	Alagaraja (1984)	Marcelo (1999)
	NA	NA	Z = 0.36 (F = 0.16; M = 0.20)	Z: Catch curve; F: Z-M; M: combined methods	Marcelo (1999)
	NA	NA	F = 0.10	LCA	Marcelo (1999)
	NA	NA	Z = 0.24 (F = 0.01-0.06; M = 0.20)	Z: Catch curve; F: Z-M; M: combined methods	Monteiro (2014)
Trophic level (mean ± s.e.)	NA	NA	3.91 ± 0.85	Trophic level estimated from a number of food items using a randomized resampling routine.	Froese & Pauly (2019)

Note: TL: Total Length; ALK: Age-Length Key; MSF: Maturity Stage Frequency; GSI: Gonado Somatic Index; Z: Total Mortality; M: Natural Mortality; F: Fishing Mortality; VPA: Virtual Population Analysis; LCA: Length Cohort Analysis; NA: Not Available.

Synopsis of information on priority marine species in the Azores

Table 15. Summary of management regulations affecting the forkbeard *Phycis phycis* fishery in the Azores region.

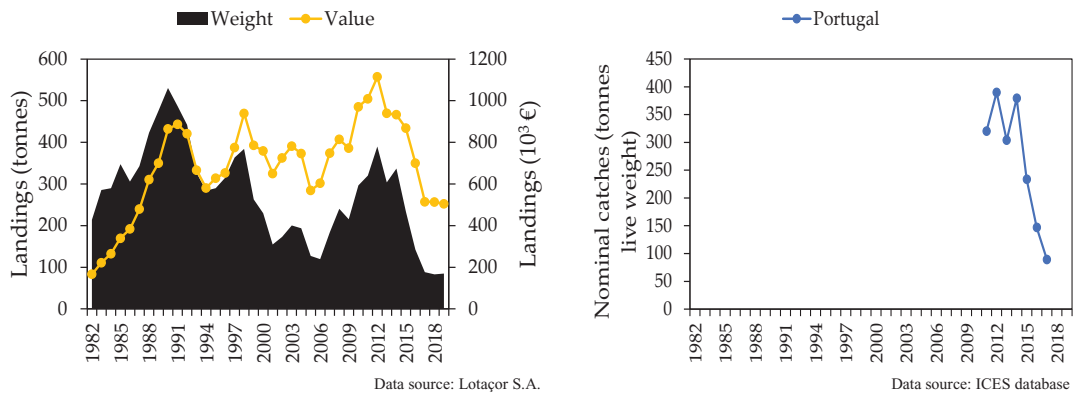
Year of implementation	Legislation	Measure
2000	Ordinance No. 1102-C/2000 of 22 November 2000	Hook and line Fishing Regulation
2003	Ordinance No. 101/2002 of 24 October 2002	Minimum hook size (12 mm for bottom longline and handlines). Fishing area restriction for longline (allowed to operate outside the 3 NM area) and by vessel type (closed decks ≤ 14 m in length: allowed to operate outside the 1 NM area; > 14 m: 3 NM; > 24 m: 6 NM; > 30 m: 12 NM)
2003	Regulation (EC) 1954/2003 of 4 November 2003	A box of 100 miles was created around the Azorean EEZ where only the Azorean fleets are permitted to line fish for deep-sea species
2004	Regulation (EC) 1811/2004 of 11 October 2004	Prohibition of bottom trawls in Azorean waters
2005	Regulation (EC) 1568/2005 of 20 September 2005	Prohibition of gillnet, entangling net or trammel net at depths greater than 200 m
2005	Ordinance No. 91/2005 of 22 December 2005	Prohibition of gillnet, entangling net or trammel net for demersal and deep-water species
2009	Ordinance No. 43/2009 of 27 May 2009	Fishing area restriction for longline by vessel size (≤ 14 m in length: allowed to operate outside the 1 NM area; > 14 m: 3 NM; > 24 m: 12 NM). Maximum of 120 hooks per basket
2010	Regional Decree No. 29/2010/A of 9 November 2010	Legal framework for Azorean Fisheries
2012	Ordinance No. 50/2012 of 27 April 2012	Fishing area restriction for longline (allowed to operate outside the 6 NM area) and by vessel size (≤ 14 m in length: allowed to operate outside the 1 NM area; > 14 m: 3 NM; > 24 m: 30 NM)
2014	Regulation (EC) 1380/2013 of 11 December 2013	Landing obligation for quota species
2018	Ordinance No. 116/2018 of 25 October 2018	Minimum hook size (14 mm for bottom longline and handlines). Fishing area restriction by vessel size (< 14 m in length: allowed to operate outside the 3 NM area for handlines or 1 NM when near the registration port; ≥ 14 m: 6 NM for hook and line fishing; ≥ 24 m: 30 NM for hook and line fishing)
2020	Ordinance No. 92/2019 of 30 December 2019	Total allowable catch (TAC/quota)

Note: NM: Nautical Miles.

Table 16. Time-series of total allowable catches (in tonnes) for the forkbeard *Phycis phycis* fishery in the Azores region.

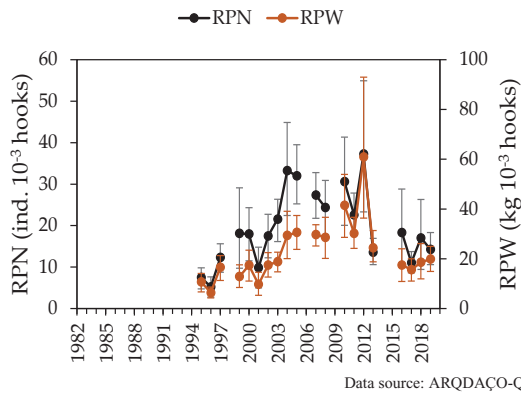
Year	Total allowable catch (TAC/quota)*
2020	200

Note: * TAC/quota for vessels operating in the ICES Subarea X.



[Discard rate]
NA

[Fishing effort]
NA



[Nominal and standardized CPUE]
NA

Fig. 6. Annual commercial landings, nominal catches, discard rates, fishing effort and abundance indices (mean \pm 0.95 confidence interval) derived from surveys and commercial fishery (nominal and standardized CPUE) for forkbeard *Phycis phycis* in the Azores region. RPN: Relative Population Number; RPW: Relative Population Weight; CPUE: Catch Per Unit Effort; NA: Not Available.

European conger

Scientific name: *Conger conger* (Linnaeus, 1758)

Common name: Pt – Congro, Safio; En – European conger

FAO code: COE



Distribution and habitat: The European conger *Conger conger* is a congrid fish distributed in the Eastern Atlantic (Norway and Iceland to Senegal, including the Macaronesian archipelagos) and the Mediterranean and Black Seas (Froese & Pauly 2019). The species occurs on rocky and sandy bottoms at depths down to 4000 m but typically found to 600 m (Santos et al. 2019a). Juveniles are found to occupy neritic zones and move towards deeper waters when they reach maturity (Maigret & Ly 1986).

Movements and stock structure: Both otolith chemistry analyses and genetic studies support the hypothesis of a broad-scale dispersal of larvae with limited connectivity between juvenile fish populations. However, the existence of one or multiple spawning areas for the species remains uncertain (Correia et al. 2012). Additional studies with focus on connectivity between young and mature individuals are needed to determine whether the Azorean population can be considered a local management unit (Medeiros-Leal et al. 2019).

Age and growth: Maximum size reported is 300 cm total length (TL; Smith 1990). Maximum age, 20 years in Irish waters (O’Sullivan et al. 2003). In the Azores (ICES Subarea X), maximum size reported is 260 cm TL (Santos et al. 2019a) but no age information is available. No comparison of growth rates between the sexes have been carried out.

Reproduction: The European conger is an oviparous species with synchronous ovarian development. Sexual maturation seems to occur during their migration towards deep-sea spawning areas (Cau & Manconi 1983; 1984; Sbaihi et al. 2001; O’Sullivan et al. 2003). Size-at-maturity is around 200 cm TL (Froese & Pauly 2019). Spawning occur only once in its lifetime (semelparous species), from December to June, depending on the area (O’Sullivan et al. 2003; Correia et al. 2002; 2009). Eggs are deposited at depths between 2000 and 3000 m (Göthel 1992). Larvae are pelagic and have a leptocephali phase. Size-at-maturity is not available for the Azores. Spawning seems to occur between January and July (Correia et al. 2002). Females outnumber males in larger length classes (Casadevall et al. 2017).

Feeding habits: Feeds mainly on fishes (e.g. *Capros aper*, *Macroramphosus scolopax*), decapods and cephalopods (Morato et al. 1999).

Fishing importance: Targeted by the Azorean demersal fishery using hook and lines. Ranks seventh in terms of total landed value considering non-straddling stocks (0,7 M € on average per year; Santos et al. 2020a). Mean price per kg for 2009-2019 was 1,93 €.

Table 17. Summary of biological parameters for European conger *Conger conger* from the Azores region.

Parameter	Value			Method	Source
	Female	Male	Combined		
Length-weight relationship	NA	NA	$W = 0.0006 TL^{3.252}$ (n = 158; r ² = 0.97)	Linear regression	Rosa et al. (2006)
Maximum length (cm)	NA	NA	193.0 TL	Length composition	Rosa et al. (2006)
	NA	NA	260.0 TL	Length composition	Santos et al. (2019a)
Maximum age (y)	NA	NA	NA		
Length (cm) at 50% maturity	NA	NA	NA		
Age (y) at 50% maturity	NA	NA	NA		
Spawning season	NA	NA	Jan-Jul (Peak: Jun-Jul)	FDI	Correia et al. (2002)
Fecundity (thousands of oocytes)	NA				
L _{inf}	NA	NA	NA		
k	NA	NA	NA		
t ₀	NA	NA	NA		
Mortality rate	NA	NA	NA		
Trophic level (mean ± s.e.)	NA	NA	4.26 ± 0.76	Trophic level estimated from a number of food items using a randomized resampling routine.	Froese & Pauly (2019)

Note: TL: Total Length; FDI: First Daily (otolith) Increment; NA: Not Available.

Table 18. Summary of management regulations affecting the European conger *Conger conger* in the Azores region.

Year of implementation	Legislation	Measure
2000	Ordinance No. 1102-C/2000 of 22 November 2000	Hook and line Fishing Regulation
2001	Ordinance No. 27/2001 of 15 January 2001	Minimum landing size (MLS) = 58 cm TL
2003	Ordinance No. 101/2002 of 24 October 2002	Minimum hook size (12 mm for bottom longline and handlines). Fishing area restriction for longline (allowed to operate outside the 3 NM area) and by vessel type (closed decks \leq 14 m in length: allowed to operate outside the 1 NM area; $>$ 14 m: 3 NM; $>$ 24 m: 6 NM; $>$ 30 m: 12 NM)
2003	Regulation (EC) 1954/2003 of 4 November 2003	A box of 100 miles was created around the Azorean EEZ where only the Azorean fleets are permitted to line fish for deep-sea species
2004	Regulation (EC) 1811/2004 of 11 October 2004	Prohibition of bottom trawls in Azorean waters
2005	Regulation (EC) 1568/2005 of 20 September 2005	Prohibition of gillnet, entangling net or trammel net at depths greater than 200 m
2005	Ordinance No. 91/2005 of 22 December 2005	Prohibition of gillnet, entangling net or trammel net for demersal and deep-water species
2009	Ordinance No. 43/2009 of 27 May 2009	Fishing area restriction for longline by vessel size (\leq 14 m in length: allowed to operate outside the 1 NM area; $>$ 14 m: 3 NM; $>$ 24 m: 12 NM). Maximum of 120 hooks per basket
2010	Ordinance No. 1/2010 of 18 January 2010	MLS = 113 cm TL or 3000 g
2010	Regional Decree No. 29/2010/A of 9 November 2010	Legal framework for Azorean Fisheries
2012	Ordinance No. 50/2012 of 27 April 2012	Fishing area restriction for longline (allowed to operate outside the 6 NM area) and by vessel size (\leq 14 m in length: allowed to operate outside the 1 NM area; $>$ 14 m: 3 NM; $>$ 24 m: 30 NM)
2014	Regulation (EC) 1380/2013 of 11 December 2013	Landing obligation for quota species
2015	Ordinance No. 74/2015 of 15 June 2015	MLS = 133 cm TL or 5000 g
2017	Ordinance No. 13/2017 of 31 January 2017	MLS = 140 cm TL
2018	Ordinance No. 116/2018 of 25 October 2018	Minimum hook size (14 mm for bottom longline and handlines). Fishing area restriction by vessel size ($<$ 14 m in length: allowed to operate outside the 3 NM area for handlines or 1 NM when near the registration port; \geq 14 m: 6 NM for hook and line fishing; \geq 24 m: 30 NM for hook and line fishing)
2019	Ordinance No. 21/2019 of 19 March 2019	MLS = 140 cm TL or 5500 g
2020	Ordinance No. 92/2019 of 30 December 2019	Total allowable catch (TAC/quota)

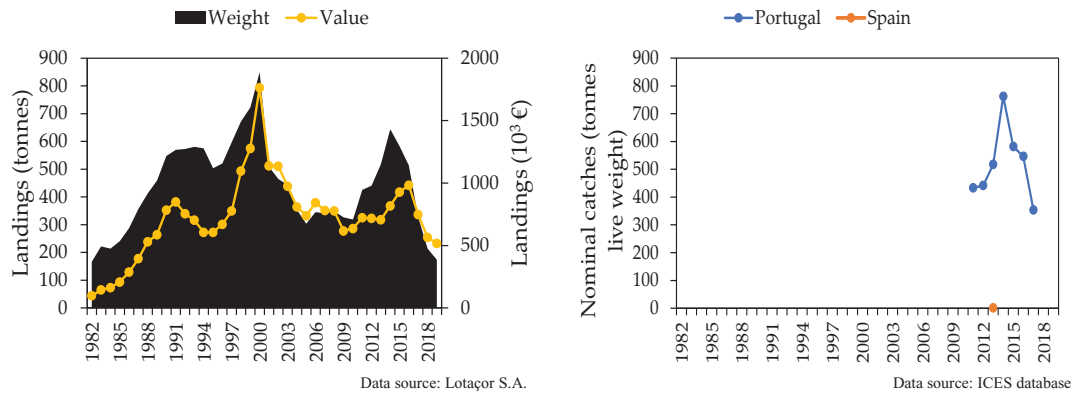
Note: NM: Nautical Miles; TL: Total Length.

Table 19. Time-series of total allowable catches (in tonnes) for the European conger *Conger conger* fishery in the Azores region.

Year	Total allowable catch (TAC/quota)*
2020	400

Note: * TAC/quota for vessels operating in the ICES Subarea X.

Synopsis of information on priority marine species in the Azores



[Discard rate]
NA

[Fishing effort]
NA

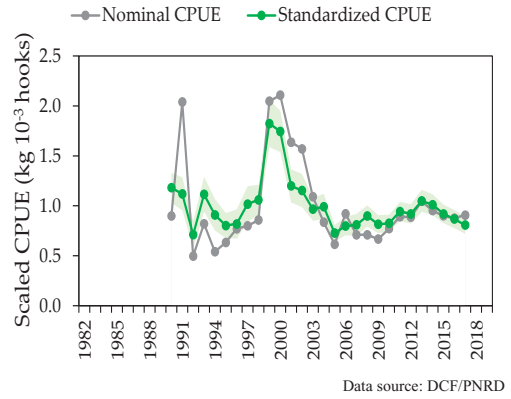
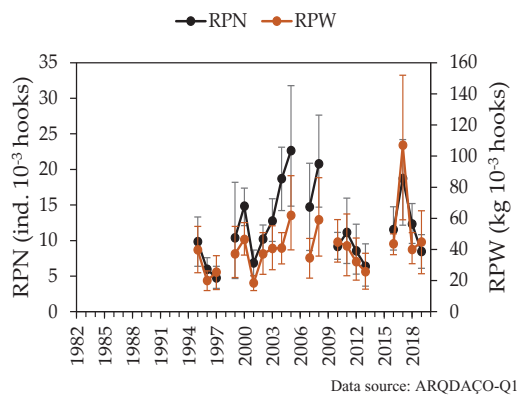


Fig. 7. Annual commercial landings, nominal catches, discard rates, fishing effort and abundance indices (mean \pm 0.95 confidence interval) derived from surveys and commercial fishery (nominal and standardized CPUE) for European conger *Conger conger* in the Azores region. RPN: Relative Population Number; RPW: Relative Population Weight; CPUE: Catch Per Unit Effort; NA: Not Available.


Alfonsino

Scientific name: *Beryx decadactylus* Cuvier, 1829

Common name: Pt – Imperador; En – Alfonsino

FAO code: BXD

Distribution and habitat: The alfonsino *Beryx decadactylus* is a berycid fish widely distributed in the temperate and tropical latitudes, except the eastern Pacific (Froese & Pauly 2019). The species occurs on mud or sandy-muddy bottoms at depths between 200 and 950 m but usually found between 400 and 600 m (Maul 1981; 1986; Santos et al. 2019b). Juveniles seem to grow in demersal and shallower zones than those typically inhabited by adults, but further studies are needed to confirm this behaviour (Santos et al. 2019a, b).



Movements and stock structure: Genetic studies seem to support the existence of a panmictic population within the North Atlantic Ocean (González et al. 1998; Aboim 2005; Friess & Sedberry 2011a, b), with a strong differentiation between Cape Verde islands and the rest of the NE Atlantic populations (Aboim 2005).

Age and growth: Maximum size reported is 100 cm total length (TL; Claro 1994). Maximum age, 69 years in Southeastern USA (Friess & Sedberry 2011b), 11 years in Madeira and 9 years in Canary Islands (Krug et al. 2010). In the Azores (ICES Subarea X), maximum size reported is 67 fork length (FL; Santos et al. 2019b) and maximum age 15 years (Isidro 1996). There are no practical differences in growth between sexes (Krug et al. 2010).

Reproduction: Aspects related to reproductive strategy are not fully known as studies considering an entire population have not been developed until now (FAO 2016). In the Azores, sizes-at-maturity and spawning period are uncertain, i.e., studies show a high variability in the estimations. Females outnumber males in larger length classes (Pereira & Pinho 2012).

Feeding habits: Feeds on small fishes and several invertebrates (Shimizu 1984; Dürr & González 2002).

Fishing importance: Targeted by the Azorean demersal fishery using hook and lines. Ranks eighth in terms of total landed value considering non-straddling stocks (0,6 M € on average per year; Santos et al. 2020a). Mean price per kg for 2009-2019 was 15,98 €.

Table 20. Summary of biological parameters for alfoncino *Beryx decadactylus* from the Azores region.

Parameter	Value			Method	Source
	Female	Male	Combined		
Length-weight relationship	W = 0.0225 FL ^{3.030} (n = 404; r ² = 0.99)	W = 0.0250 FL ^{3.000} (n = 408; r ² = 0.99)	W = 0.0236 FL ^{3.017} (n = 828; r ² = 0.99)	Linear regression	Isidro (1996)
	NA	NA	W = 0.0356 FL ^{2.897} (n = 40; r ² = NA)	Linear regression	Silva & Menezes (1996)
	NA	NA	W = 0.0273 FL ^{2.940} (n = 5; r ² = 0.89)	Linear regression	González et al. (1998)
	NA	NA	W = 0.0270 FL ^{2.974} (n = 266; r ² = 0.99)	Linear regression	Menezes et al. (2001)
	NA	NA	W = 0.0304 FL ^{2.941} (n = 484; r ² = 0.98)	Linear regression	Rosa et al. (2006)
	NA	NA	W = 0.0217 FL ^{3.038} (n = 2215; r ² = 0.99)	Linear regression	Pereira & Pinho (2012)
Maximum length (cm)	48.5 FL	49.5 FL	58.5 FL	Length composition	Isidro (1996)
	NA	NA	47.0 FL	Length composition	Silva & Menezes (1996)
	NA	NA	51.0 FL	Length composition	González et al. (1998)
	NA	NA	51.0 FL	Length composition	Krug et al. (2000)
	48.0 FL	46.0 FL	49.0 FL	Length composition	Menezes et al. (2001)
	NA	NA	55.0 FL	Length composition	Rosa et al. (2006)
	NA	NA	51.0 FL	Length composition	Krug et al. (2010)
	60.0 FL	55.0 FL	60.0 FL	Length composition	Pereira & Pinho (2012)
	NA	NA	67.0 FL	Length composition	Santos et al. (2019b)
Maximum age (y)	14	15	15	Whole otoliths	Isidro (1996)
	NA	NA	10	Whole otoliths	González et al. (1998)
	NA	NA	13	Whole otoliths	Krug et al. (1998)
	NA	NA	13	Whole otoliths	Krug et al. (2000)
	NA	NA	9	Whole otoliths	Menezes et al. (2001)
	NA	NA	10	Whole otoliths	Krug et al. (2010)
Length (cm) at 50% maturity	27.6 FL	29.1 FL	NA	MSF	Isidro (1996)
	33.0 FL	30.0 FL	32.0 FL	MSF	González et al. (1998)
	32.5 FL	30.3 FL	NA	MSF	Mendonça et al. (1998)
	32.5 FL	30.3 FL	NA	MSF	Krug et al. (2000)
	32.5 FL	30.3 FL	NA	MSF	Estácio et al. (2001)
Age (y) at 50% maturity	3-4	3.9	NA	ALK	Isidro (1996)
	4	4	4	ALK	González et al. (1998)
	4	4	NA	ALK	Mendonça et al. (1998)

Parameter	Value			Method	Source
	Female	Male	Combined		
Spawning season	4	4	NA	ALK	Krug et al. (2000)
	4	4	NA	ALK	Estácio et al. (2001)
	Aug-Jan	Aug-Jan	NA	MSF, GSI	Isidro (1996)
	NA	NA	Aug-Mar	MSF, GSI	González et al. (1998)
	NA	May-Dec (Peak: May-Jul)	NA	GSI	Mendonça et al. (1998)
	NA	May-Dec (Peak: May-Jul)	NA	GSI	Estácio et al. (2001)
	NA	(Peak: Aug)	NA	GSI	Menezes et al. (2001)
Fecundity (thousands of oocytes)	NA				
L _{inf}	NA	NA	56.30 FL	Direct readings – Whole otoliths	Isidro (1996)
	NA	NA	54.30 FL	Back calculation – Regression equation	Isidro (1996)
	NA	NA	68.40 FL	Direct readings – Whole otoliths	González et al. (1998)
	NA	NA	53.70 FL	Direct readings – Whole otoliths	Krug et al. (1998)
	NA	NA	59.40 FL	Length-frequency analysis	Krug et al. (1998)
	NA	NA	53.70 FL	Direct readings – Whole otoliths	Krug et al. (2000)
	56.87 FL	63.12 FL	59.15 FL	Direct readings – Whole otoliths	Menezes et al. (2001)
	NA	NA	68.40 FL	Direct readings – Whole otoliths	Krug et al. (2010)
k	NA	NA	0.11	Direct readings – Whole otoliths	Isidro (1996)
	NA	NA	0.11	Back calculation – Regression equation	Isidro (1996)
	NA	NA	0.11	Direct readings – Whole otoliths	González et al. (1998)
	NA	NA	0.16	Direct readings – Whole otoliths	Krug et al. (1998)
	NA	NA	0.12	Length-frequency analysis	Krug et al. (1998)
	NA	NA	0.16	Direct readings – Whole otoliths	Krug et al. (2000)
	0.17	0.11	0.14	Direct readings – Whole otoliths	Menezes et al. (2001)
	NA	NA	0.11	Direct readings – Whole otoliths	Krug et al. (2010)
t ₀	NA	NA	-2.83	Direct readings – Whole otoliths	Isidro (1996)
	NA	NA	-3.26	Back calculation – Regression equation	Isidro (1996)
	NA	NA	-1.90	Direct readings – Whole otoliths	González et al. (1998)
	NA	NA	-1.52	Direct readings – Whole otoliths	Krug et al. (1998)
	NA	NA	-2.22	Length-frequency analysis	Krug et al. (1998)
	NA	NA	-1.52	Direct readings – Whole otoliths	Krug et al. (2000)
	-1.69	-2.96	-2.08	Direct readings – Whole otoliths	Menezes et al. (2001)
	NA	NA	-1.90	Direct readings – Whole otoliths	Krug et al. (2010)
Mortality rate	NA	NA	M = 0.13	Rikhter & Efanov (1976)	Isidro (1996)

Synopsis of information on priority marine species in the Azores

Parameter	Value			Method	Source
	Female	Male	Combined		
	NA	NA	M = 0.24	Pauly (1980)	Isidro (1996)
	NA	NA	M = 0.19	Pauly (1980) – 0.8 multiplying factor	Isidro (1996)
	NA	NA	M = 0.31	Alagaraja (1984)	Isidro (1996)
	NA	NA	Z = 0.32 (F = 0.12; M = 0.20)	Z: Catch curve; F: Beverton & Holt (1959); M: combined methods	Isidro (1996)
Trophic level (mean ± s.e.)	NA	NA	4.13 ± 0.76	Trophic level estimated from a number of food items using a randomized resampling routine.	Froese & Pauly (2019)

Note: FL: Fork Length; ALK: Age-Length Key; MSF: Maturity Stage Frequency; GSI: Gonado Somatic Index; Z: Total Mortality; M: Natural Mortality; F: Fishing Mortality; NA: Not Available.

Table 21. Summary of management regulations affecting the alfonsino *Beryx decadactylus* fishery in the Azores region.

Year of implementation	Legislation	Measure
2000	Ordinance No. 1102-C/2000 of 22 November 2000	Hook and line Fishing Regulation
2003	Ordinance No. 101/2002 of 24 October 2002	Minimum hook size (12 mm for bottom longline and handlines). Fishing area restriction for longline (allowed to operate outside the 3 NM area) and by vessel type (closed decks \leq 14 m in length: allowed to operate outside the 1 NM area; $>$ 14 m: 3 NM; $>$ 24 m: 6 NM; $>$ 30 m: 12 NM)
2003	Regulation (EC) 1954/2003 of 4 November 2003	A box of 100 miles was created around the Azorean EEZ where only the Azorean fleets are permitted to line fish for deep-sea species
2004	Regulation (EC) 1811/2004 of 11 October 2004	Prohibition of bottom trawls in Azorean waters
2005	Regulation (EC) 2270/2004 of 22 December 2004	Total allowable catch (TAC/quota)
2005	Regulation (EC) 1568/2005 of 20 September 2005	Prohibition of gillnet, entangling net or trammel net at depths greater than 200 m
2005	Ordinance No. 91/2005 of 22 December 2005	Prohibition of gillnet, entangling net or trammel net for demersal and deep-water species
2009	Ordinance No. 43/2009 of 27 May 2009	Fishing area restriction for longline by vessel size (\leq 14 m in length: allowed to operate outside the 1 NM area; $>$ 14 m: 3 NM; $>$ 24 m: 12 NM). Maximum of 120 hooks per basket
2010	Regional Decree No. 29/2010/A of 9 November 2010	Legal framework for Azorean Fisheries
2012	Ordinance No. 50/2012 of 27 April 2012	Fishing area restriction for longline (allowed to operate outside the 6 NM area) and by vessel size (\leq 14 m in length: allowed to operate outside the 1 NM area; $>$ 14 m: 3 NM; $>$ 24 m: 30 NM)
2014	Regulation (EC) 1380/2013 of 11 December 2013	Landing obligation for quota species
2015	Ordinance No. 74/2015 of 15 June 2015	Minimum landing size (MLS) for <i>Beryx</i> spp. = 250 g
2017	Ordinance No. 13/2017 of 31 January 2017	MLS for <i>B. decadactylus</i> = 35 cm TL
2017	Ordinance No. 161/2017 of 15 May 2017	Quota allocation of <i>Beryx</i> spp. for the Azores (85% of total quota for NE Atlantic area)
2017	Ordinance No. 93/2017 of 14 December 2017	Regional quota allocation of <i>Beryx</i> spp. by vessel per year (15% of total quota for the Azores) and tide (1.5%).
2018	Ordinance No. 116/2018 of 25 October 2018	Minimum hook size (14 mm for bottom longline and handlines). Fishing area restriction by vessel size ($<$ 14 m in length: allowed to operate outside the 3 NM area for handlines or 1 NM when near the registration port; \geq 14 m: 6 NM for hook and line fishing; \geq 24 m: 30 NM for hook and line fishing)

Note: NM: Nautical Miles; TL: Total Length.

Table 22. Time-series of total allowable catches (in tonnes) for the alfonsinos *Beryx* spp. fishery in the Azores region.

Year	Total allowable catch (TAC/quota)*
2005	328
2006	328
2007	328
2008	328
2009	328
2010	328
2011	328
2012	328
2013	312
2014	296
2015	296
2016	296
2017	280
2018	280
2019	252
2020	252

Note: * TAC/quota for European Commission's vessels operating in the ICES Subareas III-XII.

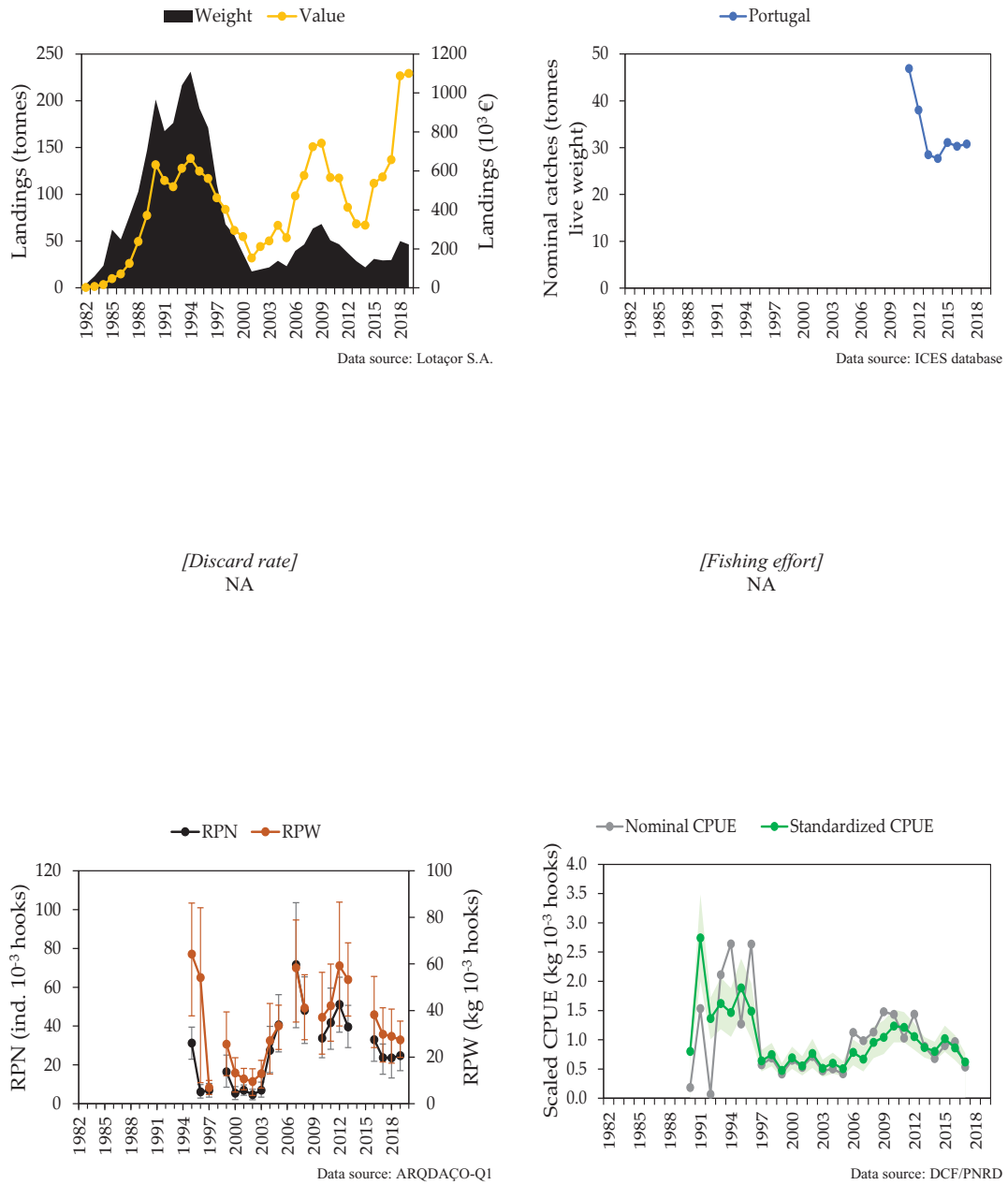



Fig. 8. Annual commercial landings, nominal catches, discard rates, fishing effort and abundance indices (mean \pm 0.95 confidence interval) derived from surveys and commercial fishery (nominal and standardized CPUE) for alfonsino *Beryx decadactylus* in the Azores region. RPN: Relative Population Number; RPW: Relative Population Weight; CPUE: Catch Per Unit Effort; NA: Not Available.

Splendid alfonsino

Scientific name: *Beryx splendens* Lowe, 1834

Common name: Pt – Alfonsim; En – Splendid alfonsino

FAO code: BYS



Distribution and habitat: The splendid alfonsino *Beryx splendens* is a berycid fish with circumglobal distribution, but does not occur in the Northeast Pacific (Paxton 1999; Golani et al. 2002). The species lives closed to rocky bottoms or deep-water reefs at depths between 100 and 1240 m but typically found between 100 and 600 m (Maul 1981; Santos et al. 2019b). Juveniles grow in demersal and shallower zones than those typically inhabited by adults (Santos et al. 2019a, b).

Movements and stock structure: Genetic, body morphometric and life history studies seem to support the existence of an Azorean stock in the NE Atlantic Ocean (Schönhuth et al. 2005; Santos et al. 2019b).

Age and growth: Maximum size reported is 70 cm total length (TL; Sommer et al. 1996). Maximum age, 16.8 years in New Zealand (Massey & Horn 1990), 12 years in Madeira and 9 years in Canary Islands (Rico et al. 2001). In the Azores (ICES Subarea X), maximum size reported is 53 cm fork length (FL; Santos et al. 2019b) and maximum age 13 years (Isidro 1996). Females grow faster than males (Lehodey & Grandperrin 1996).

Reproduction: The splendid alfonsino is an oviparous species with synchronous ovarian development, determinate fecundity and batch spawner pattern (Lehodey et al. 1997). Size-at-maturity is around 33 cm FL (FAO 2016; Froese & Pauly 2019). Spawning occurs about 10 to 12 times at intervals of about 4 days during the breeding season in areas inhabited by adults (Alekseev et al. 1986; Santos et al. 2019b). Some studies (e.g. Galaktionov 1984; Lehodey & Grandperrin 1996; Lehodey et al. 1997) indicate that the species migrates vertically at night to upper water layers. Consequently, water with higher temperature may be the main factor that induces maturation and spawning. Eggs and larvae are pelagic. In the Azores, sizes-at-maturity and spawning period are uncertain, i.e., studies show a high variability in the estimations. Females outnumber males in larger length classes (Pereira & Pinho 2012).

Feeding habits: Feeds on fishes, crustaceans and cephalopods (Dürr & González 2002).

Fishing importance: Targeted by the Azorean demersal fishery using hook and lines. Ranks ninth in terms of total landed value considering non-straddling stocks (0,5 M € on average per year; Santos et al. 2020a). Mean price per kg for 2009-2019 was 3,74 €.

Table 23. Summary of biological parameters for splendid alfonsino *Beryx splendens* from the Azores region.

Parameter	Value			Method	Source
	Female	Male	Combined		
Length-weight relationship	W = 0.0173 FL ^{3.085} (n = 498; r ² = 0.98)	W = 0.0170 FL ^{3.091} (n = 401; r ² = 0.98)	W = 0.0168 FL ^{3.094} (n = 930; r ² = 0.98)	Linear regression	Isidro (1996)
	NA	NA	W = 0.0239 FL ^{2.987} (n = 871; r ² = NA)	Linear regression	Silva & Menezes (1996)
	NA	NA	W = 0.0229 FL ^{2.999} (n = 857; r ² = 0.96)	Linear regression	González et al. (1998)
	NA	NA	W = 0.0203 FL ^{3.032} (n = 631; r ² = 0.98)	Linear regression	Menezes et al. (2001)
	NA	NA	W = 0.0198 FL ^{3.043} (n = 868; r ² = 0.97)	Linear regression	Rosa et al. (2006)
	W = 0.0179 FL ^{3.074} (n = 1210; r ² = 0.99)	W = 0.0173 FL ^{3.086} (n = 809; r ² = 0.98)	W = 0.0178 FL ^{3.076} (n = 2087; r ² = 0.98)	Linear regression	Pereira & Pinho (2012)
Maximum length (cm)	40.5 FL	38.5 FL	50.5 FL	Length composition	Isidro (1996)
	NA	NA	39.0 FL	Length composition	Silva & Menezes (1996)
	39.5 FL	35.0 FL	43.0 FL	Length composition	González et al. (1998)
	NA	NA	45.0 FL	Length composition	Krug et al. (1998)
	NA	NA	40.0 FL	Length composition	Krug et al. (2000)
	36.0 FL	38.0 FL	38.0 FL	Length composition	Menezes et al. (2001)
	NA	NA	43.0 FL	Length composition	Rico et al. (2001)
	NA	NA	38.0 FL	Length composition	Rosa et al. (2006)
	45.0 FL	47.5 FL	47.5 FL	Length composition	Pereira & Pinho (2012)
	NA	NA	53.0 FL	Length composition	Santos et al. (2019b)
Maximum age (y)	13	13	13	Whole otoliths	Isidro (1996)
	NA	NA	11	Whole otoliths	González et al. (1998)
	NA	NA	11	Whole otoliths	Krug et al. (1998)
	NA	NA	11	Whole otoliths	Krug et al. (2000)
	NA	NA	7	Whole otoliths	Menezes et al. (2001)
	NA	NA	11	Whole otoliths	Rico et al. (2001)
Length (cm) at 50% maturity	24.7 FL	24.7 FL	NA	MSF	Isidro (1996)
	23.0 FL	23.0 FL	23.0 FL	MSF	González et al. (1998)
	23.0 FL	22.9 FL	NA	MSF	Mendonça et al. (1998)

Synopsis of information on priority marine species in the Azores

Parameter	Value			Method	Source
	Female	Male	Combined		
	23.0 FL	22.9 FL	NA	MSF	Krug et al. (2000)
	23.0 FL	22.9 FL	NA	MSF	Estácio et al. (2001)
	23.0 FL	23.0 FL	NA	MSF	González et al. (2003)
	35.5 FL	NA	NA	MSF	Pereira & Pinho (2012)
Age (y) at 50% maturity	4.3	3.4	NA	ALK	Isidro (1996)
	2	2	2	ALK	González et al. (1998)
	2	2	NA	ALK	Mendonça et al. (1998)
	2	2	NA	ALK	Krug et al. (2000)
	2	2	NA	ALK	Estácio et al. (2001)
Spawning season	Aug-Jan/Feb	Aug-Jan/Feb	NA	MSF, GSI	Isidro (1996)
	Sep-Jan/Feb	Sep-Mar/Apr	NA	MSF, GSI	González et al. (1998)
	Sep-Jan/Feb	Sep-Mar/Apr	NA	GSI	Mendonça et al. (1998)
	Sep-Jan/Feb	Sep-Mar/Apr	NA	GSI	Estácio et al. (2001)
	(Peak: May)	(Peak: Jun)	NA	GSI	Menezes et al. (2001)
	NA	NA	Aug-Mar (Peak: Dec)	MSF	González et al. (2003)
	NA	NA	Sep-Mar (Peak: Jan)	GSI	González et al. (2003)
	Feb-Jul Oct-Dec (Peak: Mar-Apr)	Feb-Jul Oct-Dec (Peak: Mar-Apr)	NA	MSF	Pereira & Pinho (2012)
Feb-Jun (Peak: Jun)	NA	NA	GSI	Pereira & Pinho (2012)	
Fecundity (thousands of oocytes)	NA				
L _{inf}	NA	NA	56.70 FL	Direct readings – Whole otoliths	Isidro (1996)
	NA	NA	50.00 FL	Back calculation – Regression equation	Isidro (1996)
	NA	NA	43.10 FL	Direct readings – Whole otoliths	González et al. (1998)
	NA	NA	50.80 FL	Direct readings – Whole otoliths	Krug et al. (1998)
	NA	NA	45.30 FL	Length-frequency analysis	Krug et al. (1998)
	NA	NA	50.80 FL	Direct readings – Whole otoliths	Krug et al. (2000)
	45.33 FL	45.07 FL	44.99 FL	Direct readings – Whole otoliths	Menezes et al. (2001)
	NA	NA	43.10 FL	Direct readings – Whole otoliths	Rico et al. (2001)

Parameter	Value			Method	Source
	Female	Male	Combined		
k	NA	NA	0.08	Direct readings – Whole otoliths	Isidro (1996)
	NA	NA	0.11	Back calculation – Regression equation	Isidro (1996)
	NA	NA	0.17	Direct readings – Whole otoliths	González et al. (1998)
	NA	NA	0.11	Direct readings – Whole otoliths	Krug et al. (1998)
	NA	NA	0.15	Length-frequency analysis	Krug et al. (1998)
	NA	NA	0.11	Direct readings – Whole otoliths	Krug et al. (2000)
	0.14	0.13	0.14	Direct readings – Whole otoliths	Menezes et al. (2001)
	NA	NA	0.17	Direct readings – Whole otoliths	Rico et al. (2001)
t ₀	NA	NA	-3.51	Direct readings – Whole otoliths	Isidro (1996)
	NA	NA	-2.81	Back calculation – Regression equation	Isidro (1996)
	NA	NA	-2.80	Direct readings – Whole otoliths	González et al. (1998)
	NA	NA	-3.58	Direct readings – Whole otoliths	Krug et al. (1998)
	NA	NA	-3.61	Length-frequency analysis	Krug et al. (1998)
	NA	NA	-3.58	Direct readings – Whole otoliths	Krug et al. (2000)
	-3.09	-3.33	-3.13	Direct readings – Whole otoliths	Menezes et al. (2001)
	NA	NA	-2.80	Direct readings – Whole otoliths	Rico et al. (2001)
Mortality rate	NA	NA	M = 0.13	Rikhter & Efanov (1976)	Isidro (1996)
	NA	NA	M = 0.25	Pauly (1980)	Isidro (1996)
	NA	NA	M = 0.20	Pauly (1980) – 0.8 multiplying factor	Isidro (1996)
	NA	NA	M = 0.35	Alagaraja (1984)	Isidro (1996)
	NA	NA	Z = 0.39 (F = 0.19; M = 0.20)	Z: Catch curve; F: Beverton & Holt (1959); M: combined methods	Isidro (1996)
Trophic level (mean ± s.e.)	NA	NA	3.81 ± 0.74	Trophic level estimated from a number of food items using a randomized resampling routine.	Froese & Pauly (2019)

Note: FL: Fork Length; ALK: Age-Length Key; MSF: Maturity Stage Frequency; GSI: Gonado Somatic Index; Z: Total Mortality; M: Natural Mortality; F: Fishing Mortality; NA: Not Available.

Synopsis of information on priority marine species in the Azores

Table 24. Summary of management regulations affecting the splendid alfonsino *Beryx splendens* fishery in the Azores region.

Year of implementation	Legislation	Measure
2000	Ordinance No. 1102-C/2000 of 22 November 2000	Hook and line Fishing Regulation
2003	Ordinance No. 101/2002 of 24 October 2002	Minimum hook size (12 mm for bottom longline and handlines). Fishing area restriction for longline (allowed to operate outside the 3 NM area) and by vessel type (closed decks ≤ 14 m in length: allowed to operate outside the 1 NM area; > 14 m: 3 NM; > 24 m: 6 NM; > 30 m: 12 NM)
2003	Regulation (EC) 1954/2003 of 4 November 2003	A box of 100 miles was created around the Azorean EEZ where only the Azorean fleets are permitted to line fish for deep-sea species
2004	Regulation (EC) 1811/2004 of 11 October 2004	Prohibition of bottom trawls in Azorean waters
2005	Regulation (EC) 2270/2004 of 22 December 2004	Total allowable catch (TAC/quota)
2005	Regulation (EC) 1568/2005 of 20 September 2005	Prohibition of gillnet, entangling net or trammel net at depths greater than 200 m
2005	Ordinance No. 91/2005 of 22 December 2005	Prohibition of gillnet, entangling net or trammel net for demersal and deep-water species
2009	Ordinance No. 43/2009 of 27 May 2009	Fishing area restriction for longline by vessel size (≤ 14 m in length: allowed to operate outside the 1 NM area; > 14 m: 3 NM; > 24 m: 12 NM). Maximum of 120 hooks per basket
2010	Regional Decree No. 29/2010/A of 9 November 2010	Legal framework for Azorean Fisheries
2012	Ordinance No. 50/2012 of 27 April 2012	Fishing area restriction for longline (allowed to operate outside the 6 NM area) and by vessel size (≤ 14 m in length: allowed to operate outside the 1 NM area; > 14 m: 3 NM; > 24 m: 30 NM)
2014	Regulation (EC) 1380/2013 of 11 December 2013	Landing obligation for quota species
2015	Ordinance No. 74/2015 of 15 June 2015	Minimum landing size (MLS) for <i>Beryx</i> spp. = 250 g
2017	Ordinance No. 13/2017 of 31 January 2017	MLS for <i>B. splendens</i> = 30 cm TL
2017	Ordinance No. 161/2017 of 15 May 2017	Quota allocation of <i>Beryx</i> spp. for the Azores (85% of total quota for NE Atlantic area)
2017	Ordinance No. 93/2017 of 14 December 2017	Regional quota allocation of <i>Beryx</i> spp. by vessel per year (15% of total quota for the Azores) and tide (1.5%).
2018	Ordinance No. 116/2018 of 25 October 2018	Minimum hook size (14 mm for bottom longline and handlines). Fishing area restriction by vessel size (< 14 m in length: allowed to operate outside the 3 NM area for handlines or 1 NM when near the registration port; ≥ 14 m: 6 NM for hook and line fishing; ≥ 24 m: 30 NM for hook and line fishing)
2019	Ordinance No. 21/2019 of 19 March 2019	MLS for <i>B. splendens</i> = 33 cm TL
2019	Ordinance No. 63/2019 of 12 September 2019	MLS for <i>B. splendens</i> = 35 cm TL

Note: NM: Nautical Miles; TL: Total Length.

Table 25. Time-series of total allowable catches (in tonnes) for the alfonosinos *Beryx* spp. fishery in the Azores region.

Year	Total allowable catch (TAC/quota)*
2005	328
2006	328
2007	328
2008	328
2009	328
2010	328
2011	328
2012	328
2013	312
2014	296
2015	296
2016	296
2017	280
2018	280
2019	252
2020	252

Note: * TAC/quota for European Commission's vessels operating in the ICES Subareas III-XII.

Synopsis of information on priority marine species in the Azores

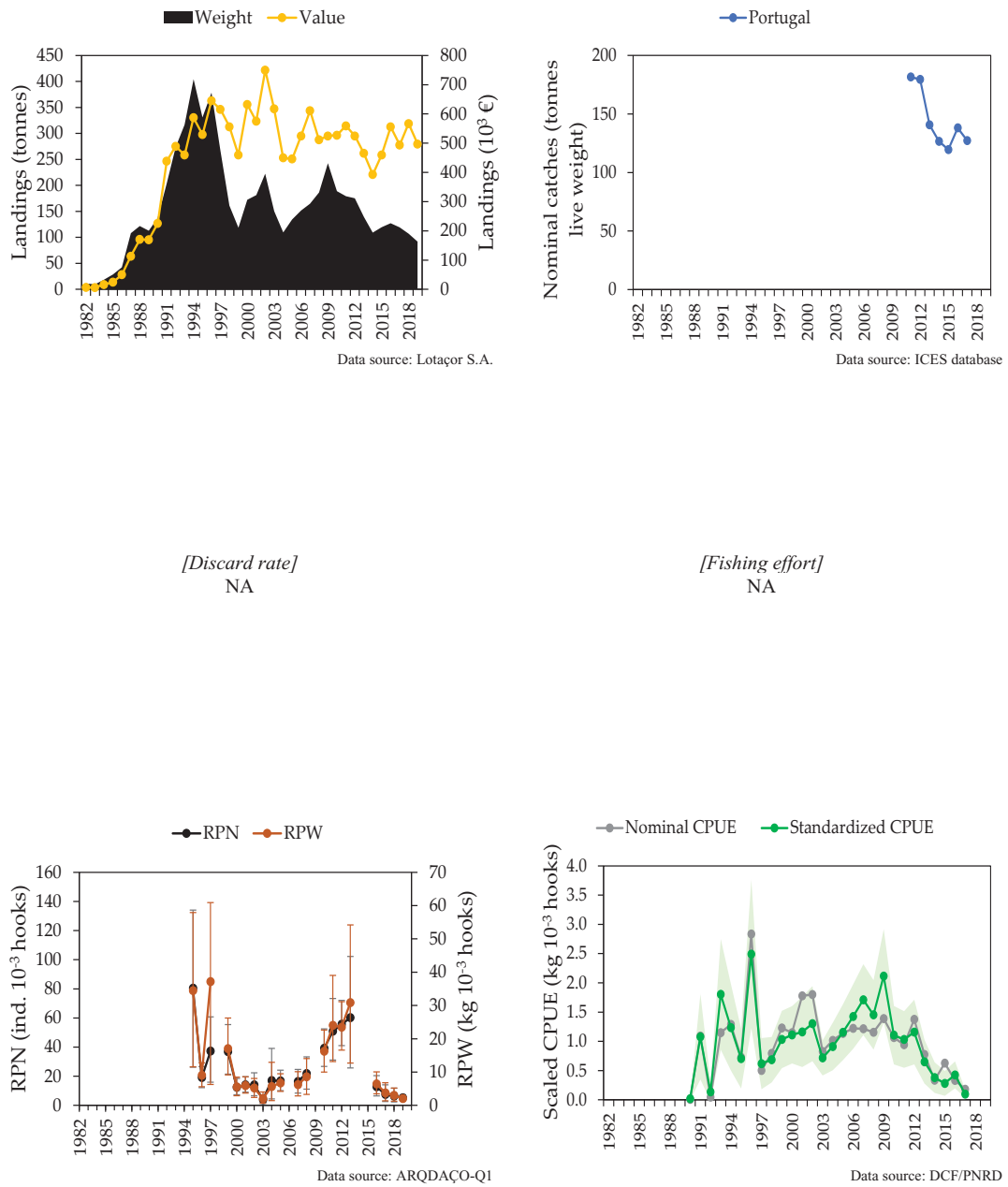



Fig. 9. Annual commercial landings, nominal catches, discard rates, fishing effort and abundance indices (mean \pm 0.95 confidence interval) derived from surveys and commercial fishery (nominal and standardized CPUE) for splendid alfonsino *Beryx splendens* in the Azores region. RPN: Relative Population Number; RPW: Relative Population Weight; CPUE: Catch Per Unit Effort; NA: Not Available.

Parrotfish

Scientific name: *Sparisoma cretense*
(Linnaeus, 1758)

Common name: Pt – Veja; En – Parrotfish

FAO code: PRR



Distribution and habitat: The parrotfish *Sparisoma cretense* is a scarid fish distributed in the Northeast Atlantic, from

mainland Portugal to Senegal, including Azores, Madeira and Canary archipelagos, and in the eastern and southern coasts of the Mediterranean Sea (Froese & Pauly 2019). The species occurs on rocky bottoms, seagrass interiors and seagrass adjacent to reefs at depths down to 50 m (Guidetti & Boero 2002). Juveniles are found mainly on seagrass beds and adults on rocky reefs (Espino et al. 2015).

Movements and stock structure: Little information is available about the stock structure of this species in the NE Atlantic and Mediterranean Sea. Tagging and acoustic tracking studies performed in the Azores have shown a very high site fidelity and minimal dispersion of adult parrotfish (Afonso et al. 2008a).

Age and growth: Maximum size reported is 50 cm TL (Randall 1990). Maximum age, 8 years in Greek waters (Petrakis & Papaconstantinou 1990). In the Azores (ICES Subarea X), maximum size reported is 52 cm TL (Afonso et al. 2008b) but no age information is available. No comparison of growth rates between sexes have been carried out.

Reproduction: The parrotfish is a secondary gonochorist species (i.e., males show secondary testes, indicating that their gonads develop ovaries as juveniles, which are later redifferentiated into functional testes) with asynchronous ovarian development and batch spawner pattern (De Girolamo et al. 1999). Size-at-maturity is around 15 cm TL (Froese & Pauly 2019). Spawning occurs from June to October (González 1991; 1993). It exhibits a dual mating system where males hold female harems within year-round territories or live in multi-male groups (Afonso et al. 2008b). In the Azores, size-at-maturity of males is 22 cm TL and of females 25 cm TL (Afonso et al. 2008b). Spawning occurs between July and October (Afonso et al. 2008b). Males outnumber females in larger length classes (Afonso et al. 2008b).

Feeding habits: A daytime feeder, scraping algae, seagrasses and small invertebrates from the substrate with its fused, beak-like jaws (Espino et al. 2015).

Fishing importance: Targeted by the Azorean demersal coastal fishery using gillnets. Ranks tenth in terms of total landed value considering non-straddling stocks (0,5 M € on average per year; Santos et al. 2020a). Mean price per kg for 2009-2019 was 2,21 €.

Table 26. Summary of biological parameters for parrotfish *Sparisoma cretense* from the Azores region.

Parameter	Value			Method	Source
	Female	Male	Combined		
Length-weight relationship	W = 0.0095 TL ^{3.162} (n = 340; r ² = 0.99)	W = 0.0127 TL ^{3.079} (n = 273; r ² = 0.99)	W = 0.0107 TL ^{3.129} (n = 647; r ² = 0.99)	Linear regression	Morato et al. (2001b)
Maximum length (cm)	49.5 TL	52.2 TL	52.2 TL	Length composition	Morato et al. (2001b)
	50.0 TL	50.0 TL	50.0 TL	Length composition	São João (2006)
	49.6 TL	52.2 TL	52.2 TL	Length composition	Afonso et al. (2008b)
Maximum age (y)	NA	NA	NA		
Length (cm) at 50% maturity	25.0 TL	21.9 TL	24.16 TL	MSF	Afonso et al. (2008b)
Age (y) at 50% maturity	NA	NA	NA		
Spawning season	Jul-Sep/Oct	Jul-Sep/Oct	NA	MSF, GSI	Afonso et al. (2008b)
Fecundity (thousands of oocytes)	NA				
L _{inf}	NA	NA	NA		
k	NA	NA	NA		
t ₀	NA	NA	NA		
Mortality rate	NA	NA	NA		
Trophic level (mean ± s.e.)	NA	NA	2.86 ± 0.27	Trophic level estimated from a number of food items using a randomized resampling routine.	Froese & Pauly (2019)

Note: TL: Total Length; MSF: Maturity Stage Frequency; GSI: Gonado Somatic Index; NA: Not Available.

Table 27. Summary of management regulations affecting the parrotfish *Sparisoma cretense* in the Azores region.

Year of implementation	Legislation	Measure
2000	Ordinance No. 1102-H/2000 of 22 November 2000	Gillnet Fishing Regulation
2004	Regulation (EC) 1811/2004 of 11 October 2004	Prohibition of bottom trawls in Azorean waters
2005	Regulation (EC) 1568/2005 of 20 September 2005	Prohibition of gillnet, entangling net or trammel net at depths greater than 200 m
2005	Ordinance No. 91/2005 of 22 December 2005	Prohibition of gillnet, entangling net or trammel net for demersal and deep-water species. Parrotfish is an exception
2010	Regional Decree No. 29/2010/A of 9 November 2010	Legal framework for Azorean Fisheries
2014	Regulation (EC) 1380/2013 of 11 December 2013	Landing obligation for quota species
2019	Ordinance No. 21/2019 of 19 March 2019	MLS = 25 cm TL
2019	Ordinance No. 63/2019 of 12 September 2019	MLS = 30 cm TL
2020	Ordinance No. 92/2019 of 30 December 2019	Total allowable catch (TAC/quota)

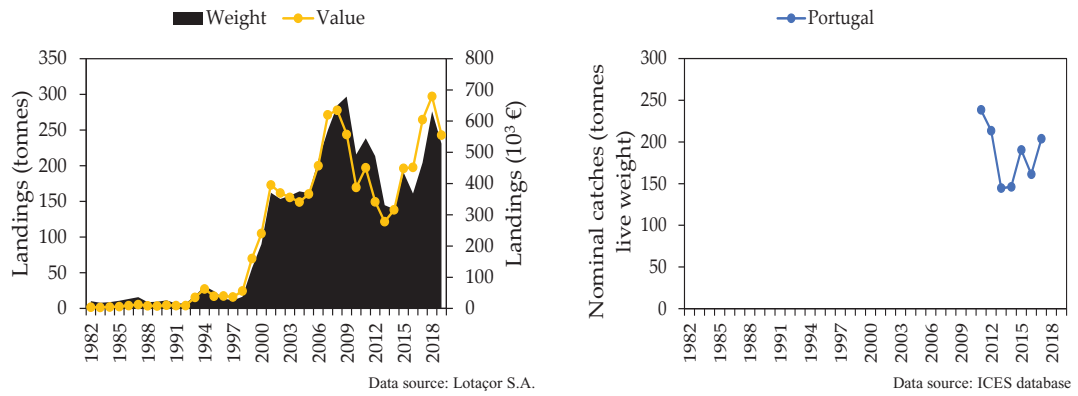
Note: TL: Total Length.

Table 28. Time-series of total allowable catches (in tonnes) for the parrotfish *Sparisoma cretense* fishery in the Azores region.

Year	Total allowable catch (TAC/quota)*
2020	200

Note: *TAC/quota for vessels operating in the ICES Subarea X.

Synopsis of information on priority marine species in the Azores



[Discard rate]
NA

[Fishing effort]
NA

[Survey-derived abundance index]
NA

[Nominal and standardized CPUE]
NA

Fig. 10. Annual commercial landings, nominal catches, discard rates, fishing effort and abundance indices (mean \pm 0.95 confidence interval) derived from surveys and commercial fishery (nominal and standardized CPUE) for parrotfish *Sparisoma cretense* in the Azores region. NA: Not Available.

Silver scabbardfish

Scientific name: *Lepidopus caudatus* (Euphrasen, 1788)

Common name: Pt – Peixe-espada-branco; En – Silver scabbardfish

FAO code: SFS

Distribution and habitat: The Silver scabbardfish *Lepidopus caudatus* is a trichiurid fish widely distributed in the Atlantic Ocean, from France to Senegal, including Norway, England, Scotland, Iceland and Macaronesian archipelagos, in the Mediterranean Sea, in the Pacific Ocean, from New South Wales to Southern West Australia and New Zealand, and in the Indian Ocean (Froese & Pauly 2019). The species occurs on sandy and muddy bottoms at depths between 42 and 620 m (Mytilineou et al. 2005), typically between 100 m and 300 m (Nakamura & Parin 1993). It migrates from deeper to shallower waters at night and forms schools, occasionally found inshore in upwelling of deep water when it appears at surface (Froese & Pauly 2019).



Movements and stock structure: Available information is not sufficient to define stock units along the Atlantic Ocean.

Age and growth: Maximum size reported is 196 cm total length (TL) in the Mediterranean (Demestre et al. 1993) and 160 cm TL in the NE Atlantic (Mikahilin 1976). Maximum age, 8 years in the Mediterranean (Demestre et al. 1993) and 13 years in the NE Atlantic (Mikahilin 1976). In the Azores (ICES Subarea X), maximum size reported is 194 cm fork length (FL; González et al. 1998) and maximum age 10 years (González et al. 1998; Krug et al. 1998, 2000). Males grow faster than females (Demestre et al. 1993).

Reproduction: The Silver scabbardfish is an oviparous species with a group-synchronous ovarian development, indeterminate fecundity and batch spawner pattern (Demestre et al. 1993; Tuset et al. 2006). However, the most important period for reproduction is from late summer through autumn (Estácio et al. 2001). Size-at-maturity of females ranges from 114.9 cm to 196.0 cm and of males from 85.0 cm to 96.0 cm TL (Demestre et al. 1993; Estácio et al. 2001). The maturity age is around 1-3 years (Estácio et al. 2001). In the Azores, size-at-maturity of males is 85 cm TL and of females 115 cm TL (Estácio et al. 2001). Spawning occurs between August and January (Estácio et al. 2001). Females outnumber males in larger length classes (Mendonça et al. 1998; Estácio et al. 2001).

Feeding habits: Feeds on crustaceans, fishes and cephalopods (Parin 1986; Demestre et al. 1993).

Fishing importance: Targeted by the Azorean demersal fishery using hook and lines. Ranks eleventh in terms of total landed value considering non-straddling stocks (0,5 M € on average per year; Santos et al. 2020a). Mean price per kg for 2009-2019 was 2,37 €.

Table 29. Summary of biological parameters for silver scabbardfish *Lepidopus caudatus* from the Azores region.

Parameter	Value			Method	Source
	Female	Male	Combined		
Length-weight relationship	NA	NA	W = 0.0006 FL ^{3.066} (n = 566; r ² = NA)	Linear regression	Silva & Menezes (1996)
	W = 0.00301 FL ^{2.743} (n = 806; r ² = 0.93)	W = 0.0004 FL ^{3.181} (n = 148; r ² = 0.96)	W = 0.0022 FL ^{2.802} (n = 969; r ² = 0.95)	Linear regression	González et al. (1998)
	NA	NA	W = 0.0013 FL ^{2.848} (n = 193; r ² = 0.92)	Linear regression	Menezes et al. (2001)
	NA	NA	W = 0.0025 FL ^{2.710} (n = 364; r ² = 0.92)	Linear regression	Rosa et al. (2006)
	W = 0.0002 FL ^{3.280} (n = 813; r ² = 0.96)	W = 0.0003 FL ^{3.182} (n = 137; r ² = 0.96)	W = 0.0002 FL ^{3.280} (n = 986; r ² = 0.96)	Linear regression	Figueiredo (2012)
Maximum length (cm)	NA	NA	185.0 FL	Length composition	Silva & Menezes (1996)
	194.0 FL	138.0 FL	194.0 FL	Length composition	González et al. (1998)
	NA	NA	181.0 FL	Length composition	Krug et al. (1998)
	NA	NA	186.0 FL	Length composition	Krug et al. (2000)
	184.0 FL	138.0 FL	184.0 FL	Length composition	Lobão (2000)
	NA	NA	155.0 FL	Length composition	Menezes et al. (2001)
	NA	NA	162.0 FL	Length composition	Rosa et al. (2006)
	189.0 FL	143.0 FL	189.0 FL	Length composition	Figueiredo (2012)
	160.0 FL	125.0 FL	163.0 FL	Length composition	Figueiredo et al. (2015)
Maximum age (y)	NA	NA	10	Whole otoliths	González et al. (1998)
	NA	NA	10	Whole otoliths	Krug et al. (1998)
	NA	NA	10	Whole otoliths	Krug et al. (2000)
	8	7	8	Sliced and burned otoliths	Lobão (2000)
	8	5	8	Whole otoliths	Figueiredo (2012)
	NA	NA	7	Whole otoliths	Figueiredo et al. (2015)
Length (cm) at 50% maturity	113.0 FL	87.0 FL	101.0 FL	MSF	González et al. (1998)
	114.9 TL	85.0 TL	NA	MSF	Mendonça et al. (1998)
	114.9 TL	85.0 TL	NA	MSF	Krug et al. (2000)
	114.9 TL	85.0 TL	NA	MSF	Estácio et al. (2001)
	85.0 FL	NA	NA	MSF	Figueiredo (2012)
Age (y) at 50% maturity	3	2	2	ALK	González et al. (1998)
	3	1	NA	ALK	Mendonça et al. (1998)
	3	1	NA	ALK	Krug et al. (2000)

Parameter	Value			Method	Source
	Female	Male	Combined		
Spawning season	3	1	NA	ALK	Estácio et al. (2001)
	2	NA	NA	ALK	Figueiredo (2012)
	Aug-Dec (Peak: Nov)	Aug-Dec (Peak: Sep)	NA	MSF, GSI	González et al. (1998)
	Aug-Dec (Peak: Nov-Dec)	Aug-Dec (Peak: Sep-Nov)	NA	GSI	Mendonça et al. (1998)
	Sep-Dec	Aug-Oct/Jan	NA	GSI	Krug et al. (2000)
	Sep-Dec	Aug-Oct/Jan	NA	GSI	Estácio et al. (2001)
	Oct-Mar	Oct-Mar	Oct-Mar	MSF	Figueiredo (2012)
Oct-Mar (Peak: Nov-Dec)	Oct-Feb (Peak: Oct)	NA	GSI	Figueiredo (2012)	
Fecundity (thousands of oocytes)	NA				
L _{inf}	203.60 FL	148.90 FL	238.90 FL	Direct readings – Whole otoliths	Krug et al. (1998)
	NA	NA	184.00 FL	Length-frequency analysis	Krug et al. (1998)
	203.60 FL	148.90 FL	238.90 FL	Direct readings – Whole otoliths	Krug et al. (2000)
	204.20 FL	145.00 FL	NA	Direct readings – Sliced and burned otoliths	Lobão (2000)
	204.20 FL	NA	NA	Back calculation – Dahl-Lea equation	Lobão (2000)
	204.20 FL	NA	NA	Back calculation – Fraser-Lee equation	Lobão (2000)
	NA	NA	207.80 FL	Length-frequency analysis	Lobão (2000)
	203.60 FL	148.80 FL	238.90 FL	Direct readings – Whole otoliths	González et al. (1998)
	157.40 FL	119.70 FL	156.80 FL	Direct readings – Whole otoliths	Figueiredo (2012)
	157.30 FL	126.50 FL	156.90 FL	Back calculation – Dahl-Lea equation	Figueiredo (2012)
	200.00 FL	147.10 FL	199.40 FL	Back calculation – Fraser-Lee equation	Figueiredo (2012)
182.30 FL	152.10 FL	183.20 FL	Direct readings – Whole otoliths	Figueiredo et al. (2015)	
k	0.13	0.18	0.09	Direct readings – Whole otoliths	Krug et al. (1998)
	NA	NA	0.13	Length-frequency analysis	Krug et al. (1998)
	0.13	0.18	0.09	Direct readings – Whole otoliths	Krug et al. (2000)
	0.12	0.27	NA	Direct readings – Sliced and burned otoliths	Lobão (2000)
	0.13	NA	NA	Back calculation – Dahl-Lea equation	Lobão (2000)
	0.12	NA	NA	Back calculation – Fraser-Lee equation	Lobão (2000)
	NA	NA	NA	Length-frequency analysis	Lobão (2000)
	0.13	0.17	0.09	Direct readings – Whole otoliths	González et al. (1998)
	0.20	0.30	1.97	Direct readings – Whole otoliths	Figueiredo (2012)
0.19	0.24	0.19	Back calculation – Dahl-Lea equation	Figueiredo (2012)	

Synopsis of information on priority marine species in the Azores

Parameter	Value			Method	Source
	Female	Male	Combined		
t ₀	0.12	0.176	0.12	Back calculation – Fraser-Lee equation	Figueiredo (2012)
	0.14	0.18	0.14	Direct readings – Whole otoliths	Figueiredo et al. (2015)
	-3.04	-3.66	-4.12	Direct readings – Whole otoliths	Krug et al. (1998)
	NA	NA	-3.47	Length-frequency analysis	Krug et al. (1998)
	-3.04	-3.66	-4.12	Direct readings – Whole otoliths	Krug et al. (2000)
	-3.33	-1.33	NA	Direct readings – Sliced and burned otoliths	Lobão (2000)
	-2.20	NA	NA	Back calculation – Dahl-Lea equation	Lobão (2000)
	-2.99	NA	NA	Back calculation – Fraser-Lee equation	Lobão (2000)
	NA	NA	-3.98	Length-frequency analysis	Lobão (2000)
	-3.00	-3.70	-4.12	Direct readings – Whole otoliths	González et al. (1998)
	-2.00	-2.00	-2.00	Direct readings – Whole otoliths	Figueiredo (2012)
	-2.00	-2.00	-2.00	Back calculation – Dahl-Lea equation	Figueiredo (2012)
	-2.00	-2.00	-2.00	Back calculation – Fraser-Lee equation	Figueiredo (2012)
	-2.36	-2.08	-2.17	Direct readings – Whole otoliths	Figueiredo et al. (2015)
Mortality rate	NA	NA	NA		
Trophic level (mean ± s.e.)	NA	NA	4.12 ± 0.79	Trophic level estimated from a number of food items using a randomized resampling routine.	Froese & Pauly (2019)

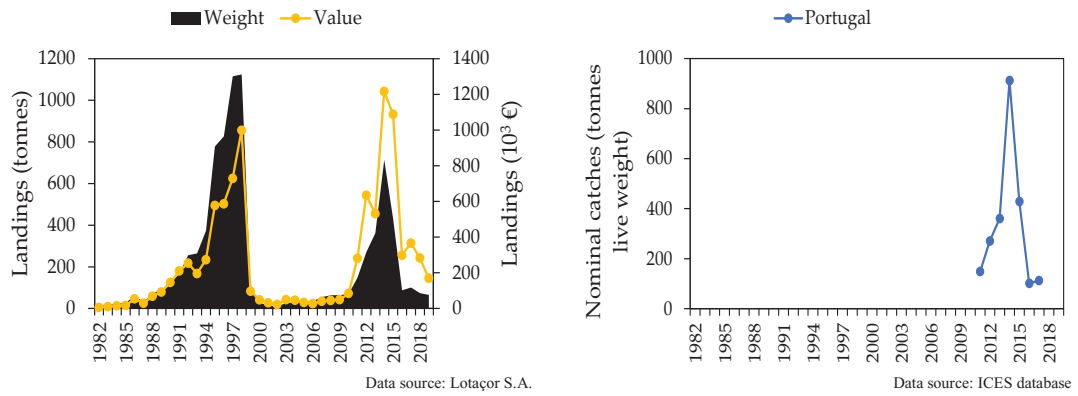
Note: FL: Fork Length; TL: Total Length; ALK: Age-Length Key; MSF: Maturity Stage Frequency; GSI: Gonado Somatic Index; NA: Not Available.

Table 30. Summary of management regulations affecting the silver scabbardfish *Lepidopus caudatus* in the Azores region.

Year of implementation	Legislation	Measure
2000	Ordinance No. 1102-C/2000 of 22 November 2000	Hook and line Fishing Regulation
2003	Ordinance No. 101/2002 of 24 October 2002	Minimum hook size (12 mm for bottom longline and handlines). Fishing area restriction for longline (allowed to operate outside the 3 NM area) and by vessel type (closed decks \leq 14 m in length: allowed to operate outside the 1 NM area; $>$ 14 m: 3 NM; $>$ 24 m: 6 NM; $>$ 30 m: 12 NM)
2003	Regulation (EC) 1954/2003 of 4 November 2003	A box of 100 miles was created around the Azorean EEZ where only the Azorean fleets are permitted to line fish for deep-sea species
2004	Regulation (EC) 1811/2004 of 11 October 2004	Prohibition of bottom trawls in Azorean waters
2005	Regulation (EC) 1568/2005 of 20 September 2005	Prohibition of gillnet, entangling net or trammel net at depths greater than 200 m
2005	Ordinance No. 91/2005 of 22 December 2005	Prohibition of gillnet, entangling net or trammel net for demersal and deep-water species
2009	Ordinance No. 43/2009 of 27 May 2009	Fishing area restriction for longline by vessel size (\leq 14 m in length: allowed to operate outside the 1 NM area; $>$ 14 m: 3 NM; $>$ 24 m: 12 NM). Maximum of 120 hooks per basket
2010	Regional Decree No. 29/2010/A of 9 November 2010	Legal framework for Azorean Fisheries
2012	Ordinance No. 50/2012 of 27 April 2012	Fishing area restriction for longline (allowed to operate outside the 6 NM area) and by vessel size (\leq 14 m in length: allowed to operate outside the 1 NM area; $>$ 14 m: 3 NM; $>$ 24 m: 30 NM)
2018	Ordinance No. 116/2018 of 25 October 2018	Minimum hook size (14 mm for bottom longline and handlines). Fishing area restriction by vessel size ($<$ 14 m in length: allowed to operate outside the 3 NM area for handlines or 1 NM when near the registration port; \geq 14 m: 6 NM for hook and line fishing; \geq 24 m: 30 NM for hook and line fishing)

Note: NM: Nautical Miles.

Synopsis of information on priority marine species in the Azores



[Discard rate]
NA

[Fishing effort]
NA

[Survey-derived abundance index]
NA

[Nominal and standardized CPUE]
NA

Fig. 11. Annual commercial landings, nominal catches, discard rates, fishing effort and abundance indices (mean \pm 0.95 confidence interval) derived from surveys and commercial fishery (nominal and standardized CPUE) for silver scabbardfish *Lepidopus caudatus* in the Azores region. NA: Not Available.


Red scorpionfish

Scientific name: *Scorpaena scrofa* Linnaeus, 1758

Common name: Pt – Rocaz; En – Red scorpionfish

FAO code: SER

Distribution and habitat: The red scorpionfish *Scorpaena scrofa* is a scorpaenid fish distributed in the Eastern Atlantic, from the British Isles to Senegal including the Macaronesian region (Azores, Madeira, Canary and Cape Verde archipelagos) and in the Mediterranean Sea (Froese & Pauly 2019). The species occurs on rocky, sandy or muddy bottoms at depths between 20 and 150 m, usually 150 m (Froese & Pauly 2019).



Movements and stock structure: Acoustic tracking studies indicate that this species is a sedentary, solitary and non-migratory fish (Özgül et al. 2019). However, little is known about the population structure in Atlantic waters and stock units are unclear.

Age and growth: Maximum size reported is 53 cm total length (TL) and maximum age 25 years in the Adriatic Sea (Matic-Skoko et al. 2015). In the Azores (ICES Subarea X), maximum size reported is 59 cm TL (Rosa et al. 2006) but no age information is available. There are no practical differences in growth between sexes (Froese & Pauly, 2019).

Reproduction: The red scorpionfish is an oviparous species with asynchronous ovarian development and batch spawner pattern (Bradai & Bouain 1991). Size-at-maturity is estimated at 29 cm TL for females and 24.9 cm TL for males in the Adriatic Sea (Matic-Skoko et al. 2015). Spawning takes place during the summer (Matic-Skoko et al. 2015). Aspects related to the reproductive strategy of this species in Azorean waters are not available. The proportion of males to females is close to 1:1 (Bradai & Bouain 1991).

Feeding habits: Feeds on fishes, crustaceans, molluscs and benthic invertebrates (Fisher 1987).

Fishing importance: Targeted by the Azorean demersal fishery using hook and lines. Ranks twelfth in terms of total landed value considering non-straddling stocks (0,4 M € on average per year; Santos et al. 2020a). Mean price per kg for 2009-2019 was 13,94 €.

Table 31. Summary of biological parameters for red scorpionfish *Scorpaena scrofa* from the Azores region.

Parameter	Value			Method	Source
	Female	Male	Combined		
Length-weight relationship	NA	NA	$W = 0.0177 TL^{3.015}$ (n = 38; $r^2 = 0.96$)	Linear regression	Rosa et al. (2006)
Maximum length (cm)	NA	NA	59.0 TL	Length composition	Rosa et al. (2006)
Maximum age (y)	NA	NA	NA		
Length (cm) at 50% maturity	NA	NA	NA		
Age (y) at 50% maturity	NA	NA	NA		
Spawning season	NA	NA	NA		
Fecundity (thousands of oocytes)	NA				
L_{inf}	NA	NA	NA		
k	NA	NA	NA		
t_0	NA	NA	NA		
Mortality rate	NA	NA	NA		
Trophic level (mean \pm s.e.)	NA	NA	3.95 ± 0.61	Trophic level estimated from a number of food items using a randomized resampling routine.	Froese & Pauly (2019)

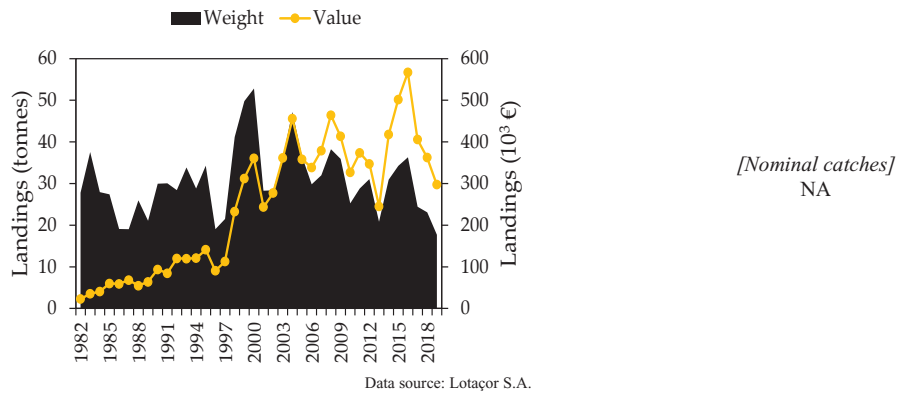
Note: TL: Total Length; NA: Not Available.

Table 32. Summary of management regulations affecting the red scorpionfish *Scorpaena scrofa* fishery in the Azores region.

Year of implementation	Legislation	Measure
2000	Ordinance No. 1102-C/2000 of 22 November 2000	Hook and line Fishing Regulation
2003	Ordinance No. 101/2002 of 24 October 2002	Minimum hook size (12 mm for bottom longline and handlines). Fishing area restriction for longline (allowed to operate outside the 3 NM area) and by vessel type (closed decks \leq 14 m in length: allowed to operate outside the 1 NM area; $>$ 14 m: 3 NM; $>$ 24 m: 6 NM; $>$ 30 m: 12 NM)
2003	Regulation (EC) 1954/2003 of 4 November 2003	A box of 100 miles was created around the Azorean EEZ where only the Azorean fleets are permitted to line fish for deep-sea species
2004	Regulation (EC) 1811/2004 of 11 October 2004	Prohibition of bottom trawls in Azorean waters
2005	Regulation (EC) 1568/2005 of 20 September 2005	Prohibition of gillnet, entangling net or trammel net at depths greater than 200 m
2005	Ordinance No. 91/2005 of 22 December 2005	Prohibition of gillnet, entangling net or trammel net for demersal and deep-water species
2009	Ordinance No. 43/2009 of 27 May 2009	Fishing area restriction for longline by vessel size (\leq 14 m in length: allowed to operate outside the 1 NM area; $>$ 14 m: 3 NM; $>$ 24 m: 12 NM). Maximum of 120 hooks per basket
2010	Regional Decree No. 29/2010/A of 9 November 2010	Legal framework for Azorean Fisheries
2012	Ordinance No. 50/2012 of 27 April 2012	Fishing area restriction for longline (allowed to operate outside the 6 NM area) and by vessel size (\leq 14 m in length: allowed to operate outside the 1 NM area; $>$ 14 m: 3 NM; $>$ 24 m: 30 NM). Ban on red scorpionfish catch using bottom longline
2018	Ordinance No. 116/2018 of 25 October 2018	Minimum hook size (14 mm for bottom longline and handlines). Fishing area restriction by vessel size ($<$ 14 m in length: allowed to operate outside the 3 NM area for handlines or 1 NM when near the registration port; \geq 14 m: 6 NM for hook and line fishing; \geq 24 m: 30 NM for hook and line fishing)

Note: NM: Nautical Miles.

Synopsis of information on priority marine species in the Azores



[Discard rate]
NA

[Fishing effort]
NA

[Survey-derived abundance index]
NA

[Nominal and standardized CPUE]
NA


Fig. 12. Annual commercial landings, nominal catches, discard rates, fishing effort and abundance indices (mean \pm 0.95 confidence interval) derived from surveys and commercial fishery (nominal and standardized CPUE) for red scorpionfish *Scorpaena scorpa* in the Azores region. NA: Not Available.

Atlantic chub mackerel

Scientific name: *Scomber colias* Gmelin, 1789

Common name: Pt – Cavala; En – Atlantic chub mackerel

FAO code: MAZ



Distribution and habitat: The Atlantic chub mackerel *Scomber colias* is a scombrid fish distributed in the Atlantic Ocean, from the Bay of Biscay to South Africa, including Azores, Madeira and Canary archipelagos, and in the Mediterranean Sea (Castro & Santana 2000). This middle-sized pelagic species occurs at depths ranging from near the surface to 300 m (Collete & Nauen 1983; Collete 1986). Previously misclassified as *Scomber japonicus*, *S. colias* is now considered a separate species from the Indo-Pacific congener *S. japonicus*, based on morphologic and genetic analyses (Scoles et al. 1998; Infante et al. 2007).

Movements and stock structure: Available information is not sufficient to define stock units along the Atlantic Ocean (ICES 2020c). Movements patterns across latitude and between coastal and offshore areas seems to be related to seasonal cycles of spawning and feeding (Castro & Santana 2000).

Age and growth: Maximum size reported is 65 cm total length (TL) and maximum age 20 years in ICES Subarea IX (Navarro et al. 2012). In the Azores (ICES Subarea X), maximum size reported is 53 cm FL and maximum age 13 years (Carvalho et al. 2002). There are no practical differences in growth between sexes (Vasconcelos et al. 2011).

Reproduction: The Atlantic club mackerel is an oviparous species with asynchronous ovarian development, indeterminate fecundity and batch spawner pattern (Techetach et al. 2018). However, deficiency of information on its oocyte development, fecundity strategy, spawning behaviour and frequency, prevents correct evaluation of the populations' reproductive output (ICES 2020c). Size-at-maturity is estimated at 22 cm TL for both sexes in the Madeira (Vasconcelos et al. 2012). Period and duration of spawning activity depend on the latitude, particularly on the oceanographic conditions (water temperature and upwelling) and food availability (ICES 2020c). In the Azores, size-at-maturity is 25 cm FL for both sexes (Carvalho et al. 2002). Spawning takes place between March and August (Carvalho et al. 2002). The proportion of males to females is close to 1:1 (Westhaus-Ekau & Ekau 1982; Vasconcelos et al. 2012).

Feeding habits: Juveniles consume copepods, appendicularians and small fishes, immature fishes feed on mysids and copepods, and adults eat a greater proportion of fish (Castro 1993).

Fishing importance: Targeted by the Azorean fleet that operates with several types of surface nets, the most important a boat-operated lift net, which mainly targets juvenile fish. Bottom longline and handline fisheries also catch Atlantic chub mackerel, but not as a target species. Ranks thirteenth in terms of total landed value considering non-straddling stocks (0,4 M € on average per year; Santos et al. 2020a). Mean price per kg for 2009-2019 was 1,22 €.

Table 33. Summary of biological parameters for Atlantic chub mackerel *Scomber colias* from the Azores region.

Parameter	Value			Method	Source
	Female	Male	Combined		
Length-weight relationship	NA	NA	$W = 0.0024 FL^{3.474}$ (n = 215; $r^2 = NA$)	Linear regression	Westhaus-Ekau & Ekau (1982)
	NA	NA	$W = 0.0049 FL^{3.261}$ (n = 187; $r^2 = 0.97$)	Linear regression	Carvalho et al. (2002)
	NA	NA	$W = 0.0046 FL^{3.284}$ (n = 167; $r^2 = 0.97$)	Linear regression	Rosa et al. (2006)
Maximum length (cm)	NA	NA	42.5 FL	Length composition	Westhaus-Ekau & Ekau (1982)
	NA	NA	53.0 FL	Length composition	Carvalho et al. (2002)
	NA	NA	53.0 FL	Length composition	Rosa et al. (2006)
Maximum age (y)	NA	NA	8	Whole otoliths	Westhaus-Ekau & Ekau (1982)
	NA	NA	13	Whole otoliths	Carvalho et al. (2002)
Length (cm) at 50% maturity	NA	NA	25.46 FL	MSF	Carvalho et al. (2002)
Age (y) at 50% maturity	NA	NA	2.23	ALK	Carvalho et al. (2002)
Spawning season	NA	NA	Mar-Jul (Peak: Apr-May)	MSF	Westhaus-Ekau & Ekau (1982)
	NA	NA	Mar-Aug	MSF	Carvalho et al. (2002)
Fecundity (thousands of oocytes)	NA				
L_{inf}	NA	NA	44.74 FL	Direct readings – Whole otoliths	Westhaus-Ekau & Ekau (1982)
	NA	NA	57.52 TL	Direct readings – Whole otoliths	Carvalho et al. (2002)
k	NA	NA	0.25	Direct readings – Whole otoliths	Westhaus-Ekau & Ekau (1982)
	NA	NA	0.20	Direct readings – Whole otoliths	Carvalho et al. (2002)
t_0	NA	NA	-1.01	Direct readings – Whole otoliths	Westhaus-Ekau & Ekau (1982)
	NA	NA	-1.09	Direct readings – Whole otoliths	Carvalho et al. (2002)
Mortality rate	NA	NA	M = 0.19	Taylor (1959)	Carvalho et al. (2002)
Trophic level (mean \pm s.e.)	NA	NA	3.91 \pm 0.63	Trophic level estimated from a number of food items using a randomized resampling routine.	Froese & Pauly (2019)

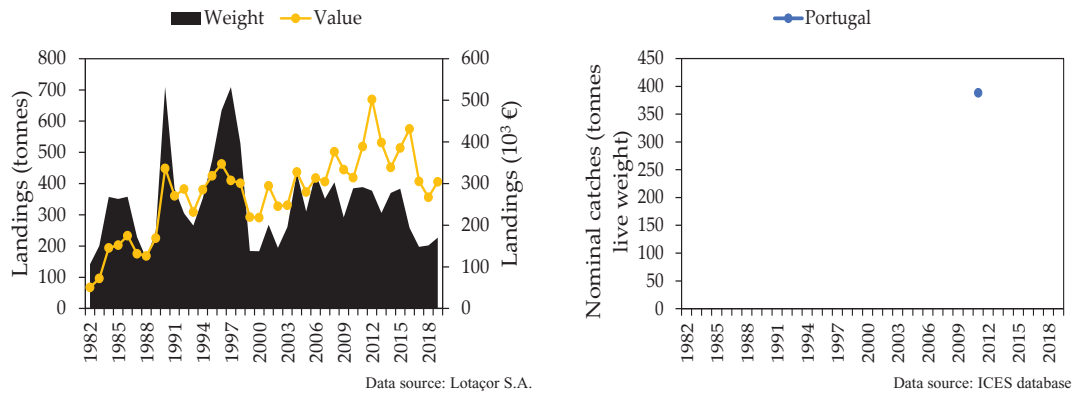
Note: FL: Fork Length; TL: Total Length; ALK: Age-Length Key; MSF: Maturity Stage Frequency; M: Natural Mortality; NA: Not Available.

Table 34. Summary of management regulations affecting the Atlantic chub mackerel *Scomber colias* fishery in the Azores region.

Year of implementation	Legislation	Measure
1999	Regulation (EC) No. 308/1999 of 8 February 1999	Minimum landing size (MLS) = 20 cm TL
2000	Ordinance No. 1102-C/2000 of 22 November 2000	Purse-seine Fishing Regulation
2001	Regulation (EC) No. 724/2001 of 4 April 2001	Revocation of the MLS for Azorean waters
2001	Ordinance No. 57/2001 of 13 September 2001	Minimum mesh size = 16 mm for purse-seine (except for live bait: 8 mm). Fishing area restrictions: allowed to operate outside the 0.25 NM area and deeper than 30 m (except for live bait). Minimum hook size = 12 mm for bottom longline and handlines. Fishing area restriction for longline (allowed to operate outside the 3 NM area) and by vessel type (closed decks ≤ 14 m in length: allowed to operate outside the 1 NM area; > 14 m: 3 NM; > 24 m: 6 NM; > 30 m: 12 NM)
2003	Ordinance No. 101/2002 of 24 October 2002	
2003	Regulation (EC) 1954/2003 of 4 November 2003	A box of 100 miles was created around the Azorean EEZ where only the Azorean fleets are permitted to line fish for deep-sea species
2004	Regulation (EC) 1811/2004 of 11 October 2004	Prohibition of bottom trawls in Azorean waters
2005	Regulation (EC) 1568/2005 of 20 September 2005	Prohibition of gillnet, entangling net or trammel net at depths greater than 200 m
2005	Ordinance No. 91/2005 of 22 December 2005	Prohibition of gillnet, entangling net or trammel net for demersal and deep-water species
2009	Ordinance No. 43/2009 of 27 May 2009	Fishing area restriction for longline by vessel size (≤ 14 m in length: allowed to operate outside the 1 NM area; > 14 m: 3 NM; > 24 m: 12 NM). Maximum of 120 hooks per basket
2010	Regional Decree No. 29/2010/A of 9 November 2010	Legal framework for Azorean Fisheries
2012	Ordinance No. 50/2012 of 27 April 2012	Fishing area restriction for longline (allowed to operate outside the 6 NM area) and by vessel size (≤ 14 m in length: allowed to operate outside the 1 NM area; > 14 m: 3 NM; > 24 m: 30 NM)
2014	Ordinance No. 65/2014 of 6 October 2014	Lift nets of any kind can be used at any distance from the coast or bathymetric
2014	Ordinance No. 65/2014 of 8 October 2014	Conditions for purse-seine fishing and lift nets in São Miguel and Terceira islands
2018	Ordinance No. 116/2018 of 25 October 2018	Minimum hook size (14 mm for bottom longline and handlines). Fishing area restriction by vessel size (< 14 m in length: allowed to operate outside the 3 NM area for handlines or 1 NM when near the registration port; ≥ 14 m: 6 NM for hook and line fishing; ≥ 24 m: 30 NM for hook and line fishing)

Note: NM: Nautical Miles; TL: Total Length.

Synopsis of information on priority marine species in the Azores



[Discard rate]
NA

[Fishing effort]
NA

[Survey-derived abundance index]
NA

[Nominal and standardized CPUE]
NA


Fig. 13. Annual commercial landings, nominal catches, discard rates, fishing effort and abundance indices (mean \pm 0.95 confidence interval) derived from surveys and commercial fishery (nominal and standardized CPUE) for Atlantic chub mackerel *Scomber colias* in the Azores region. NA: Not Available.

Blacktail comber

Scientific name: *Serranus atricauda*
Günther, 1874

Common name: Pt – Garoupa; En –
Blacktail comber

FAO code: WSA



Distribution and habitat: The blacktail comber *Serranus atricauda* is a serranid fish distributed in the Eastern Atlantic along the coasts of Europe and Africa, from Bay of Biscay to Mauritania, the Azores, Madeira and Canary archipelagos and in the western Mediterranean Sea (Froese & Pauly 2019). The species occurs on rocky bottoms at depths down to 150 m (Sanches 1991; García-Díaz et al. 2006).

Movements and stock structure: Acoustic tracking studies indicate that the species shows a high site fidelity (Afonso et al. 2016). However, little is known about the population structure in Atlantic waters and stock units are not clearly defined.

Age and growth: Maximum size reported is 43.2 cm total length (TL) and maximum age 16 years in the Canary Islands (Tuset et al. 2004). In the Azores (ICES Subarea X), maximum size reported is 46 cm TL (Rosa et al. 2006) and maximum age 11 years (Costa, 1997). As it is synchronous hermaphrodite, no comparison of growth rates between sexes has been carried out.

Reproduction: The blacktail comber is a synchronously hermaphroditic species (male and female tissues are simultaneous functional in the gonads) with an asynchronous oocyte growth (García-Díaz et al. 2002). Size-at-maturity and timing of peak spawning activity vary across areas. In the Azores, size-at-maturity is 25.6 cm TL (Lourinho 1998). Spawning occurs between July and September (Lourinho 1998).

Feeding habits: Feeds mainly on fishes and crustaceans; type and quantity of prey ingested vary between seasons (Morato et al. 2000).

Fishing importance: Targeted by the Azorean demersal coastal fishery using gillnets and hook and lines. Ranks fourteenth in terms of total landed value considering non-straddling stocks (0,3 M € on average per year; Santos et al. 2020a). Mean price per kg for 2009-2019 was 5,27 €.

Table 35. Summary of biological parameters for blacktail comber *Serranus atricauda* from the Azores region.

Parameter	Value			Method	Source
	Female	Male	Combined		
Length-weight relationship	W = 0.0120 TL ^{3.010} (n = 767; r ² = 0.98)	W = 0.0120 TL ^{3.010} (n = 767; r ² = 0.98)	W = 0.0120 TL ^{3.010} (n = 767; r ² = 0.98)	Linear regression	Costa (1997)
	W = 0.0076 TL ^{3.175} (n = 385; r ² = 0.98)	W = 0.0076 TL ^{3.175} (n = 385; r ² = 0.98)	W = 0.0076 TL ^{3.175} (n = 385; r ² = 0.98)	Linear regression	Morato et al. (2001b)
	W = 0.0121 TL ^{3.007} (n = 366; r ² = 0.97)	W = 0.0121 TL ^{3.007} (n = 366; r ² = 0.97)	W = 0.0121 TL ^{3.007} (n = 366; r ² = 0.97)	Linear regression	Rosa et al. (2006)
Maximum length (cm)	46.0 TL	46.0 TL	46.0 TL	Length composition	Costa (1997)
	46.0 TL	46.0 TL	46.0 TL	Length composition	Lourinho (1998)
	46.0 TL	46.0 TL	46.0 TL	Length composition	Morato et al. (2000)
	41.2 TL	41.2 TL	41.2 TL	Length composition	Morato et al. (2001b)
	46.0 TL	46.0 TL	46.0 TL	Length composition	Rosa et al. (2006)
Maximum age (y)	11	11	11	Whole otoliths	Costa (1997)
Length (cm) at 50% maturity	25.6 TL for hermaphrodites	25.6 TL for hermaphrodites	25.6 TL for hermaphrodites	MSF	Lourinho (1998)
Age (y) at 50% maturity	3	3	3	ALK	Lourinho (1998)
Spawning season	Mai-Oct (Peak: Jul)	Mai-Oct (Peak: Jul)	Mai-Oct (Peak: Jul)	GSI	Lourinho (1998)
Fecundity (thousands of oocytes)	NA				
L _{inf}	51.82 TL	51.82 TL	51.82 TL	Direct readings – Whole otoliths	Costa (1997)
	44.97 TL	44.97 TL	44.97 TL	Back calculation – Dahl-Lea equation	Costa (1997)
	44.85 TL	44.85 TL	44.85 TL	Back calculation – Fraser-Lee equation	Costa (1997)
	63.60 TL	63.60 TL	63.60 TL	Length-frequency analysis	Costa (1997)
k	0.12	0.12	0.12	Direct readings – Whole otoliths	Costa (1997)
	0.18	0.18	0.18	Back calculation – Dahl-Lea equation	Costa (1997)
	0.18	0.18	0.18	Back calculation – Fraser-Lee equation	Costa (1997)
	0.08	0.08	0.08	Length-frequency analysis	Costa (1997)
t ₀	-1.98	-1.98	-1.98	Direct readings – Whole otoliths	Costa (1997)
	-0.72	-0.72	-0.72	Back calculation – Dahl-Lea equation	Costa (1997)
	-0.67	-0.67	-0.67	Back calculation – Fraser-Lee equation	Costa (1997)
	-2.56	-2.56	-2.56	Length-frequency analysis	Costa (1997)
Mortality rate	NA	NA	NA		
Trophic level (mean ± s.e.)	NA	NA	3.82 ± 0.62	Trophic level estimated from a number of food items using a randomized resampling routine.	Froese & Pauly (2019)

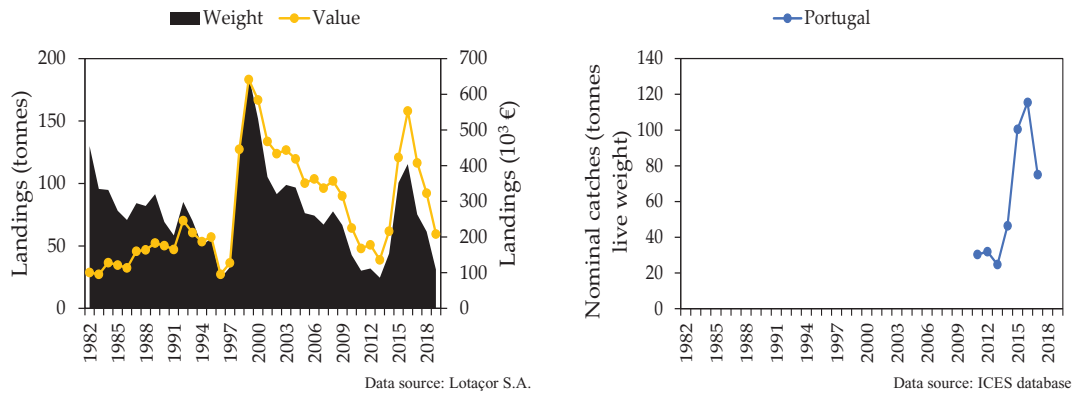
Note: TL: Total Length; ALK: Age-Length Key; MSF: Maturity Stage Frequency; GSI: Gonado Somatic Index; NA: Not Available.

Table 36. Summary of management regulations affecting the blacktail comber *Serranus atricauda* fishery in the Azores region.

Year of implementation	Legislation	Measure
2000	Ordinance No. 1102-C/2000 of 22 November 2000	Hook and line Fishing Regulation
2000	Ordinance No. 1102-H/2000 of 22 November 2000	Gillnet Fishing Regulation
2003	Ordinance No. 101/2002 of 24 October 2002	Minimum hook size (12 mm for bottom longline and handlines). Fishing area restriction for longline (allowed to operate outside the 3 NM area) and by vessel type (closed decks ≤ 14 m in length: allowed to operate outside the 1 NM area; > 14 m: 3 NM; > 24 m: 6 NM; > 30 m: 12 NM)
2004	Regulation (EC) 1811/2004 of 11 October 2004	Prohibition of bottom trawls in Azorean waters
2005	Regulation (EC) 1568/2005 of 20 September 2005	Prohibition of gillnet, entangling net or trammel net at depths greater than 200 m
2005	Ordinance No. 91/2005 of 22 December 2005	Prohibition of gillnet, entangling net or trammel net for demersal and deep-water species. Blacktail comber is an exception.
2009	Ordinance No. 43/2009 of 27 May 2009	Fishing area restriction for longline by vessel size (≤ 14 m in length: allowed to operate outside the 1 NM area; > 14 m: 3 NM; > 24 m: 12 NM). Maximum of 120 hooks per basket
2010	Regional Decree No. 29/2010/A of 9 November 2010	Legal framework for Azorean Fisheries
2012	Ordinance No. 50/2012 of 27 April 2012	Fishing area restriction for longline (allowed to operate outside the 6 NM area) and by vessel size (≤ 14 m in length: allowed to operate outside the 1 NM area; > 14 m: 3 NM; > 24 m: 30 NM)
2018	Ordinance No. 116/2018 of 25 October 2018	Minimum hook size (14 mm for bottom longline and handlines). Fishing area restriction by vessel size (< 14 m in length: allowed to operate outside the 3 NM area for handlines or 1 NM when near the registration port; ≥ 14 m: 6 NM for hook and line fishing; ≥ 24 m: 30 NM for hook and line fishing)
2019	Ordinance No. 21/2019 of 19 March 2019	MLS = 25 cm TL
2019	Ordinance No. 63/2019 of 12 September 2019	MLS = 30 cm TL

Note: NM: Nautical Miles; TL: Total Length.

Synopsis of information on priority marine species in the Azores



[Discard rate]
NA

[Fishing effort]
NA

[Survey-derived abundance index]
NA

[Nominal and standardized CPUE]
NA


Fig. 14. Annual commercial landings, nominal catches, discard rates, fishing effort and abundance indices (mean \pm 0.95 confidence interval) derived from surveys and commercial fishery (nominal and standardized CPUE) for blacktail comber *Serranus atricauda* in the Azores region. NA: Not Available.

Offshore rockfish

Scientific name: *Pontinus kuhlii* (Bowdich, 1825)

Common name: Pt – Cântaro, Bagre; En – Offshore rockfish

FAO code: POI



Distribution and habitat: The offshore rockfish *Pontinus kuhlii* is a scorpaenid fish distributed in the Eastern Atlantic (Macaronesian archipelagos and Portugal to São Tomé and Príncipe), and in the Mediterranean Sea (Sicily and the coast of Spain; Eschmeyer & Dempster 1990; Wirtz et al. 2007). The species occurs on rocky bottoms at depths between 50 and 650 m but usually found down to 400 m (Santos et al. 2019a). There seems to be no difference in depth distribution between juveniles and adults (Santos et al. 2019a). However, juveniles seem to be more abundant on seamounts while larger individuals tend to occur on island slopes (Catarino et al. 2013).

Movements and stock structure: The offshore rockfish is a sedentary species and genetic studies seem to support the current assumption of a local stock in the Azores region (ICES Subarea X; Catarino et al. 2013). In this area, preliminary studies on otolith elemental signatures show the stock seems to have a meta-population structure (Higgins et al. 2013) but little is known about its dynamics.

Age and growth: Maximum size reported is 44.5 cm total length (TL) and maximum age 30 years in the ICES Subarea IX (Paiva et al. 2013). In the Azores (ICES Subarea X), maximum size reported is 56 cm TL (Krug et al. 1998) and maximum age 32 years (Isidro 1996). Males grow faster and attain larger sizes than females (López-Abellán et al. 2001).

Reproduction: The offshore rockfish is an oviparous species with asynchronous ovarian development, indeterminate fecundity and batch spawner pattern (Isidro 1996). Aspects related to the reproductive strategy is only available for the Azores. Size-at-maturity of males is 30 cm TL and of females 23 cm TL (Estácio et al. 2001). Spawning occurs between June and November (Mendonça et al. 1998). Males outnumber females in larger length classes (Estácio et al. 2001).

Feeding habits: Feeds mainly on small fishes and shrimps (Maigret & Ly 1986).

Fishing importance: Targeted by the Azorean demersal fishery using hook and lines. Ranks fifteenth in terms of total landed value considering non-straddling stocks (0,3 M € on average per year; Santos et al. 2020a). Mean price per kg for 2009-2019 was 5,22 €.

Table 37. Summary of biological parameters for offshore rockfish *Pontinus kuhlii* from the Azores region.

Parameter	Value			Method	Source
	Female	Male	Combined		
Length-weight relationship	W = 0.0087 TL ^{3.182} (n = 446; r ² = 0.98)	W = 0.0067 TL ^{3.248} (n = 603; r ² = 0.99)	W = 0.0085 TL ^{3.184} (n = 1079; r ² = 0.99)	Linear regression	Isidro (1996)
	NA	NA	W = 0.0210 TL ^{2.929} (n = 25; r ² = 0.97)	Linear regression	González et al. (1998)
	NA	NA	W = 0.0113 TL ^{3.088} (n = 377; r ² = 0.98)	Linear regression	Menezes et al. (2001)
	NA	NA	W = 0.0115 TL ^{3.075} (n = 1178; r ² = 0.97)	Linear regression	Rosa et al. (2006)
Maximum length (cm)	40.5 TL	49.5 TL	52.5 TL	Length composition	Isidro (1996)
	37.0 TL	41.3 TL	41.3 TL	Length composition	González et al. (1998)
	NA	NA	56.0 TL	Length composition	Krug et al. (1998)
	NA	NA	47.0 TL	Length composition	Krug et al. (2000)
	38.0 TL	46.0 TL	46.0 TL	Length composition	Menezes et al. (2001)
	44.0 TL	48.0 TL	48.0 TL	Length composition	Silva (2002)
	NA	NA	50.0 TL	Length composition	Santos et al. (2019a)
Maximum age (y)	29	32	32	Whole otoliths	Isidro (1996)
	NA	NA	15	Whole otoliths	González et al. (1998)
	NA	NA	15	Whole otoliths	Krug et al. (1998)
	NA	NA	15	Whole otoliths	Krug et al. (2000)
	19	19	19	Whole otoliths	Silva (2002)
	NA	NA	26	Whole otoliths	Tanner et al. (2020)
Length (cm) at 50% maturity	18.5 TL	29.0 TL	NA	MSF	Isidro (1996)
	23.0 TL	30.0 TL	24.0 TL	MSF	González et al. (1998)
	22.6 TL	29.9 TL	NA	MSF	Mendonça et al. (1998)
	22.6 TL	29.9 TL	NA	MSF	Krug et al. (2000)
	22.6 TL	29.9 TL	NA	MSF	Estácio et al. (2001)
Age (y) at 50% maturity	4	8	NA	ALK	Isidro (1996)
	6	8	6	ALK	González et al. (1998)
	5	9	NA	ALK	Mendonça et al. (1998)
	5	9	NA	ALK	Krug et al. (2000)
	5	9	NA	ALK	Estácio et al. (2001)

Parameter	Value			Method	Source
	Female	Male	Combined		
Spawning season	Jun-Nov (Peak: Jul-Sep)	Jun-Dec (Peak: Aug-Sep)	Jun-Nov/Dec (Peak: Jul-Sep)	MSF, GSI	Isidro (1996)
	Jun-Nov (Peak: Jul-Sep)	Jun-Nov (Peak: Jul-Oct)	Jun-Nov (Peak: Jul-Oct)	MSF, GSI	González et al. (1998)
	NA	NA	Jun-Nov (Peak: Jul-Oct)	GSI	Mendonça et al. (1998)
	(Peak: May)	(Peak: Jun)	NA	MSF, GSI	Menezes et al. (2001)
Fecundity (thousands of oocytes)	NA				
L _{inf}	38.20 TL	54.20 TL	51.70 TL	Direct readings – Whole otoliths	Isidro (1996)
	46.00 TL	55.80 TL	54.40 TL	Back calculation – Fraser-Lee equation	Isidro (1996)
	43.30 TL	80.20 TL	73.70 TL	Direct readings – Whole otoliths	González et al. (1998)
	43.30 TL	80.20 TL	NA	Direct readings – Whole otoliths	Krug et al. (1998)
	NA	NA	51.40 TL	Length-frequency analysis	Krug et al. (1998)
	43.30 TL	80.20 TL	73.60 TL	Direct readings – Whole otoliths	Krug et al. (2000)
	51.60 TL	56.50 TL	56.50 TL	Direct readings – Whole otoliths	Silva (2002)
	NA	NA	56.00 TL	Length-frequency analysis	Silva (2002)
k	0.12	0.08	0.08	Direct readings – Whole otoliths	Isidro (1996)
	0.12	0.09	0.09	Back calculation – Fraser-Lee equation	Isidro (1996)
	0.10	0.04	0.04	Direct readings – Whole otoliths	González et al. (1998)
	0.10	0.04	NA	Direct readings – Whole otoliths	Krug et al. (1998)
	NA	NA	0.11	Length-frequency analysis	Krug et al. (1998)
	0.01	0.04	0.04	Direct readings – Whole otoliths	Krug et al. (2000)
	0.07	0.08	0.06	Direct readings – Whole otoliths	Silva (2002)
	NA	NA	0.09	Length-frequency analysis	Silva (2002)
t ₀	-1.73	-1.96	-2.10	Direct readings – Whole otoliths	Isidro (1996)
	-0.57	-0.56	-0.56	Back calculation – Fraser-Lee equation	Isidro (1996)
	-2.00	-3.82	-3.87	Direct readings – Whole otoliths	González et al. (1998)
	-1.98	-3.82	NA	Direct readings – Whole otoliths	Krug et al. (1998)
	NA	NA	-0.55	Length-frequency analysis	Krug et al. (1998)
	-1.98	-3.82	-3.87	Direct readings – Whole otoliths	Krug et al. (2000)
	-1.72	-1.19	-3.21	Direct readings – Whole otoliths	Silva (2002)
	NA	NA	-0.73	Length-frequency analysis	Silva (2002)

Synopsis of information on priority marine species in the Azores

Parameter	Value			Method	Source
	Female	Male	Combined		
Mortality rate	NA	NA	M = 0.09	Rikhter & Efanov (1976)	Isidro (1996)
	NA	NA	M = 0.22	Pauly (1980)	Isidro (1996)
	NA	NA	M = 0.17	Pauly (1980) – 0.8 multiplying factor	Isidro (1996)
	NA	NA	M = 0.14	Alagaraja (1984)	Isidro (1996)
	NA	NA	Z = 0.25 (F = 0.14; M = 0.11)	Z: Catch curve; F: Beverton & Holt (1959); M: combined methods	Isidro (1996)
Trophic level (mean ± s.e.)	NA	NA	4.05 ± 0.70	Trophic level estimated from a number of food items using a randomized resampling routine.	Froese & Pauly (2019)

Note: TL: Total Length; ALK: Age-Length Key; MSF: Maturity Stage Frequency; GSI: Gonado Somatic Index; Z: Total Mortality; M: Natural Mortality; F: Fishing Mortality; NA: Not Available.

Table 38. Summary of management regulations affecting the offshore rockfish *Pontinus kuhlii* in the Azores region.

Year of implementation	Legislation	Measure
2000	Ordinance No. 1102-C/2000 of 22 November 2000	Hook and line Fishing Regulation
2003	Ordinance No. 101/2002 of 24 October 2002	Minimum hook size (12 mm for bottom longline and handlines). Fishing area restriction for longline (allowed to operate outside the 3 NM area) and by vessel type (closed decks \leq 14 m in length: allowed to operate outside the 1 NM area; > 14 m: 3 NM; > 24 m: 6 NM; > 30 m: 12 NM)
2003	Regulation (EC) 1954/2003 of 4 November 2003	A box of 100 miles was created around the Azorean EEZ where only the Azorean fleets are permitted to line fish for deep-sea species
2004	Regulation (EC) 1811/2004 of 11 October 2004	Prohibition of bottom trawls in Azorean waters
2005	Regulation (EC) 1568/2005 of 20 September 2005	Prohibition of gillnet, entangling net or trammel net at depths greater than 200 m
2005	Ordinance No. 91/2005 of 22 December 2005	Prohibition of gillnet, entangling net or trammel net for demersal and deep-water species
2009	Ordinance No. 43/2009 of 27 May 2009	Fishing area restriction for longline by vessel size (\leq 14 m in length: allowed to operate outside the 1 NM area; > 14 m: 3 NM; > 24 m: 12 NM). Maximum of 120 hooks per basket
2010	Regional Decree No. 29/2010/A of 9 November 2010	Legal framework for Azorean Fisheries
2012	Ordinance No. 50/2012 of 27 April 2012	Fishing area restriction for longline (allowed to operate outside the 6 NM area) and by vessel size (\leq 14 m in length: allowed to operate outside the 1 NM area; > 14 m: 3 NM; > 24 m: 30 NM)
2014	Regulation (EC) 1380/2013 of 11 December 2013	Landing obligation for quota species
2018	Ordinance No. 116/2018 of 25 October 2018	Minimum hook size (14 mm for bottom longline and handlines). Fishing area restriction by vessel size (< 14 m in length: allowed to operate outside the 3 NM area for handlines or 1 NM when near the registration port; \geq 14 m: 6 NM for hook and line fishing; \geq 24 m: 30 NM for hook and line fishing)
2020	Ordinance No. 92/2019 of 30 December 2019	Total allowable catch (TAC/quota)

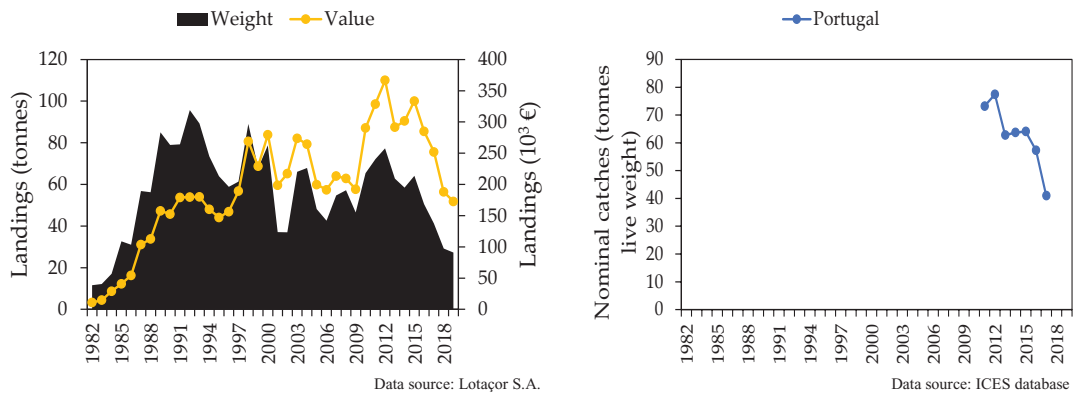
Note: NM: Nautical Miles.

Table 39. Time-series of total allowable catches (in tonnes) for the offshore rockfish *Pontinus kuhlii* fishery in the Azores region.

Year	Total allowable catch (TAC/quota)*
2020	50

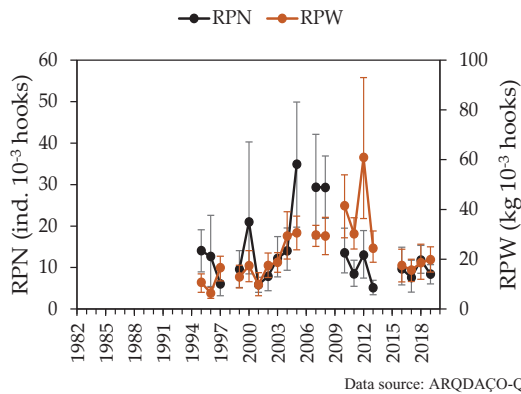
Note: * TAC/quota for vessels operating in the ICES Subarea X.

Synopsis of information on priority marine species in the Azores



[Discard rate]
NA

[Fishing effort]
NA



[Nominal and standardized CPUE]
NA


Fig. 15. Annual commercial landings, nominal catches, discard rates, fishing effort and abundance indices (mean \pm 0.95 confidence interval) derived from surveys and commercial fishery (nominal and standardized CPUE) for offshore rockfish *Pontinus kuhlii* in the Azores region. RPN: Relative Population Number; RPW: Relative Population Weight; CPUE: Catch Per Unit Effort; NA: Not Available.

Amberjacks nei

Scientific name: *Seriola* spp. Cuvier, 1816

Common name: Pt – Írio, Lírio; En – Amberjacks nei

FAO code: AMX



Distribution and habitat: The amberjacks nei *Seriola* spp. are carangid fishes with a circumglobal distribution (Froese & Pauly 2019). They usually inhabit outer reef slopes and offshore seamounts occurring in depths down to 360 m, occasionally entering coastal bays (Randall 1995; Allen & Erdmann 2012). Most *Seriola* species are found in small schools, with juveniles often seen around floating objects (Fischer et al. 1990; Smith-Vaniz 1995). In the Azores, the only representatives are *Seriola dumerili* and *S. rivoliana* (Santos et al. 2019a) and are landed as a single group *Seriola* spp. in ports of the region.

Movements and stock structure: Genetic studies seem to support the existence of different stocks of *Seriola dumerili* and *S. rivoliana* species inhabiting the Atlantic Ocean and the Mediterranean Sea (Šegvić-Bubić et al. 2016). In the Azores (ICES Subarea X), acoustic telemetric studies highlighted a resident behaviour in *S. rivoliana* (Fontes et al. 2014). Despite this, little is known about the population structure of this species group in NE Atlantic waters and stock units are not clearly defined.

Age and growth: Maximum size reported for *S. dumerili* is 183 cm fork length (FL) and maximum age 15 years in the Gulf of Mexico (Murie & Parkyn 2008). In the Azores, information is only available for *S. rivoliana*. Maximum size reported is 134 cm standard length (SL; Barreiros et al. 2003) but ages were not estimated. No comparison of growth rates between sexes has been reported.

Reproduction: Both species are oviparous with group-synchronous ovarian development, determinate fecundity and batch spawner pattern (Jerez et al. 2006; Roo et al. 2014). For *S. dumerili*, size-at-maturity is estimated to 109 cm standard length (SL) in males and 113 cm SL in females (Marino et al. 1995). Spawning tends to be in spring, depending on the seawater temperature (Lazzari & Barbera 1988, 1989; Grau 1992, Jerez et al. 2006). The proportion of males to females is close to 1:1 (Lazzari & Barbera 1989; Micale et al. 1993). For *S. rivoliana*, no information is available for populations living in wild habitats. In the Azores, aspects related to the reproductive strategy of both species are not available.

Feeding habits: Feeds mainly on fishes, but also on invertebrates (Barreiros et al. 2003; Froese & Pauly 2019).

Fishing importance: Targeted by the Azorean demersal fishery using hook and lines. Ranks sixteenth in terms of total landed value considering non-straddling stocks (0,3 M € on average per year; Santos et al. 2020a). Mean price per kg for 2009-2019 was 6,68 €.

Table 40. Summary of biological parameters for amberjacks nei *Seriola* spp. from the Azores region.

Parameter	Value			Method	Source
	Female	Male	Combined		
<i>Seriola dumerili</i>					
Length-weight relationship	NA	NA	NA		
Maximum length (cm)	NA	NA	NA		
Maximum age (y)	NA	NA	NA		
Length (cm) at 50% maturity	NA	NA	NA		
Age (y) at 50% maturity	NA	NA	NA		
Spawning season	NA	NA	NA		
Fecundity (thousands of oocytes)	NA				
L_{inf}	NA	NA	NA		
k	NA	NA	NA		
t_0	NA	NA	NA		
Mortality rate	NA	NA	NA		
Trophic level (mean \pm s.e.)	NA	NA	4.06 \pm 0.62	Trophic level estimated from a number of food items using a randomized resampling routine.	Froese & Pauly (2019)
<i>Seriola rivoliana</i>					
Length-weight relationship	W = 0.0096 TL ^{3.086} (n = 55; r ² = 0.98)	W = 0.0160 TL ^{2.963} (n = 35; r ² = 0.99)	W = 0.0108 TL ^{3.058} (n = 101; r ² = 0.98)	Linear regression	Morato et al. (2001b)
Maximum length (cm)	122.8 TL	98.0 TL	122.8 TL	Length composition	Morato et al. (2001b)
	NA	NA	134.0 SL	Length composition	Barreiros et al. (2003)
Maximum age (y)	NA	NA	NA		
Length (cm) at 50% maturity	NA	NA	NA		
Age (y) at 50% maturity	NA	NA	NA		
Spawning season	NA	NA	NA		
Fecundity (thousands of oocytes)	NA				
L_{inf}	NA	NA	NA		
k	NA	NA	NA		
t_0	NA	NA	NA		
Mortality rate	NA	NA	NA		
Trophic level (mean \pm s.e.)	NA	NA	4.50 \pm 0.78	Trophic level estimated from a number of food items using a randomized resampling routine.	Froese & Pauly (2019)

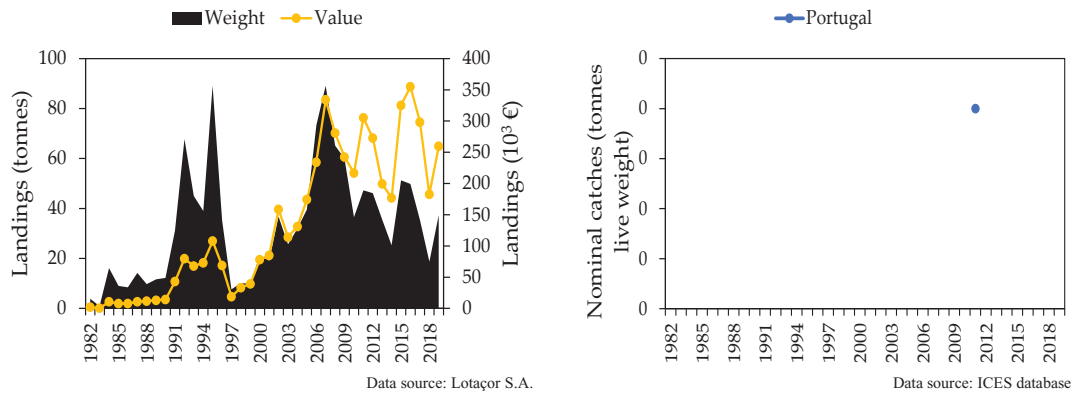
Note: TL: Total Length; SL: Standard Length; NA: Not Available.

Table 41. Summary of management regulations affecting the amberjacks nei *Seriola* spp. fishery in the Azores region.

Year of implementation	Legislation	Measure
2000	Ordinance No. 1102-C/2000 of 22 November 2000	Hook and line Fishing Regulation
2000	Ordinance No. 1102-H/2000 of 22 November 2000	Gillnet Fishing Regulation
2003	Ordinance No. 101/2002 of 24 October 2002	Minimum hook size (12 mm for bottom longline and handlines). Fishing area restriction for longline (allowed to operate outside the 3 NM area) and by vessel type (closed decks \leq 14 m in length: allowed to operate outside the 1 NM area; $>$ 14 m: 3 NM; $>$ 24 m: 6 NM; $>$ 30 m: 12 NM)
2003	Regulation (EC) 1954/2003 of 4 November 2003	A box of 100 miles was created around the Azorean EEZ where only the Azorean fleets are permitted to line fish for deep-sea species
2004	Regulation (EC) 1811/2004 of 11 October 2004	Prohibition of bottom trawls in Azorean waters
2005	Regulation (EC) 1568/2005 of 20 September 2005	Prohibition of gillnet, entangling net or trammel net at depths greater than 200 m
2005	Ordinance No. 91/2005 of 22 December 2005	Prohibition of gillnet, entangling net or trammel net for demersal and deep-water species. Amberjacks are exception.
2009	Ordinance No. 43/2009 of 27 May 2009	Fishing area restriction for longline by vessel size (\leq 14 m in length: allowed to operate outside the 1 NM area; $>$ 14 m: 3 NM; $>$ 24 m: 12 NM). Maximum of 120 hooks per basket
2010	Regional Decree No. 29/2010/A of 9 November 2010	Legal framework for Azorean Fisheries
2012	Ordinance No. 50/2012 of 27 April 2012	Fishing area restriction for longline (allowed to operate outside the 6 NM area) and by vessel size (\leq 14 m in length: allowed to operate outside the 1 NM area; $>$ 14 m: 3 NM; $>$ 24 m: 30 NM)
2018	Ordinance No. 116/2018 of 25 October 2018	Minimum hook size (14 mm for bottom longline and handlines). Fishing area restriction by vessel size ($<$ 14 m in length: allowed to operate outside the 3 NM area for handlines or 1 NM when near the registration port; \geq 14 m: 6 NM for hook and line fishing; \geq 24 m: 30 NM for hook and line fishing)

Note: NM: Nautical Miles.

Synopsis of information on priority marine species in the Azores



[Discard rate]
NA

[Fishing effort]
NA

[Survey-derived abundance index]
NA


[Nominal and standardized CPUE]
NA

Fig. 16. Annual commercial landings, nominal catches, discard rates, fishing effort and abundance indices (mean \pm 0.95 confidence interval) derived from surveys and commercial fishery (nominal and standardized CPUE) for amberjacks nei *Seriola* spp. in the Azores region. NA: Not Available.

Common mora

Scientific name: *Mora moro* (Risso, 1810)

Common name: Pt – Melga, Escamudabranca; En – Common mora



FAO code: RIB

Distribution and habitat: The common mora *Mora moro* is a morid fish distributed in the Atlantic (Iceland and Faeroes to West Africa, including Azores and Madeira archipelagos and western Mediterranean), western Indian Ocean and Pacific Ocean (Australia, New Zealand and between Valparaiso, Chile and the Juan Fernandez Islands; Cohen 1986; Froese & Pauly 2019). The species is found in the outer continental shelf and slope at depths between 300 and 2500 m (Cohen 1986), typically below 600 m (Santos et al. 2019a). Juveniles are found mainly in shallow zones and adults in deeper waters (Rotllant et al. 2002; Santos et al. 2019a).

Movements and stock structure: The common mora has a sedentary behaviour (D’Onghia et al. 2011), supporting the possibility of the existence of local populations constituting different stock units. However, little is known about the population structure in the Atlantic waters and stock units are not clearly defined.

Age and growth: Maximum size reported is 80 cm fork length (FL; Santos et al. 2019b) and maximum age 59 years in the Azores (Vieira et al. 2013). Males grow faster than females (Vieira et al. 2013). In Australian waters, it reaches 55 cm total length (TL) and 56 years (Veale & Krusic-Golub 2008).

Reproduction: The common mora is an oviparous species whose period and duration of spawning activity depend on the area of occurrence (Gordon & Duncan 1985; McMillan & Hart 1998; Rotllant et al. 2002; Fernandez-Arcaya et al. 2013). Size-at-maturity is estimated to 32 cm TL for males and 34 cm TL for females in Mediterranean waters (Rotllant et al. 2002). In the Azores, size-at-maturity is not available. Spawning probably occurs from September to December (Vieira et al. 2013), same as in the Mediterranean (Rotllant et al. 2002; Fernandez-Arcaya et al. 2013). Females outnumber males in larger length classes (Rotllant et al. 2002; Vieira et al. 2013).

Feeding habits: Feeds on fishes, crustaceans, mollusks and other invertebrates (Froese & Pauly 2019).

Fishing importance: Targeted by the Azorean demersal fishery using hook and lines in deep waters. Ranks seventeenth in terms of total landed value considering non-straddling stocks (0,3 M € on average per year; Santos et al. 2020a). Mean price per kg for 2009-2019 was 2,50 €.

Table 42. Summary of biological parameters for common mora *Mora moro* from the Azores region.

Parameter	Value			Method	Source
	Female	Male	Combined		
Length-weight relationship	NA	NA	W = 0.0079 FL ^{3.087} (n = 448; r ² = 0.97)	Linear regression	Menezes et al. (2001)
	NA	NA	W = 0.0095 FL ^{3.038} (n = 1560; r ² = 0.96)	Linear regression	Rosa et al. (2006)
Maximum length (cm)	76.0 FL	66.0 FL	76.0 FL	Length composition	Menezes et al. (2001)
	NA	NA	76.0 FL	Length composition	Rosa et al. (2006)
	76.0 FL	66.0 FL	NA	Length composition	Vieira et al. (2013)
	NA	NA	80.0 FL	Length composition	Santos et al. (2019a)
Maximum age (y)	59	45		Sliced otoliths	Vieira et al. (2013)
Length (cm) at 50% maturity	NA	NA	NA		
Age (y) at 50% maturity	NA	NA	NA		
Spawning season	(Peak: Nov)	(Peak: Nov)	NA	MSF, GSI	Menezes et al. (2001)
	Sep-Dec (Peak: Nov-Dec)	Sep-Dec (Peak: Nov-Dec)	NA	MSF, GSI	Vieira et al. (2013)
Fecundity (thousands of oocytes)	NA				
L _{inf}	74.09 FL	57.85 FL	NA	Direct readings – Sliced otoliths	Vieira et al. (2013)
k	0.05	0.06	NA	Direct readings – Sliced otoliths	Vieira et al. (2013)
t ₀	1.44	0.92	NA	Direct readings – Sliced otoliths	Vieira et al. (2013)
Mortality rate	NA	NA	NA		
Trophic level (mean ± s.e.)	NA	NA	3.75 ± 0.55	Trophic level estimated from a number of food items using a randomized resampling routine.	Froese & Pauly (2019)

Note: FL: Fork Length; MSF: Maturity Stage Frequency; GSI: Gonado Somatic Index; NA: Not Available.

Table 43. Summary of management regulations affecting the common mora *Mora moro* in the Azores region.

Year of implementation	Legislation	Measure
2000	Ordinance No. 1102-C/2000 of 22 November 2000	Hook and line Fishing Regulation
2003	Ordinance No. 101/2002 of 24 October 2002	Minimum hook size (12 mm for bottom longline and handlines). Fishing area restriction for longline (allowed to operate outside the 3 NM area) and by vessel type (closed decks \leq 14 m in length: allowed to operate outside the 1 NM area; $>$ 14 m: 3 NM; $>$ 24 m: 6 NM; $>$ 30 m: 12 NM)
2003	Regulation (EC) 1954/2003 of 4 November 2003	A box of 100 miles was created around the Azorean EEZ where only the Azorean fleets are permitted to line fish for deep-sea species
2004	Regulation (EC) 1811/2004 of 11 October 2004	Prohibition of bottom trawls in Azorean waters
2005	Regulation (EC) 1568/2005 of 20 September 2005	Prohibition of gillnet, entangling net or trammel net at depths greater than 200 m
2005	Ordinance No. 91/2005 of 22 December 2005	Prohibition of gillnet, entangling net or trammel net for demersal and deep-water species
2009	Ordinance No. 43/2009 of 27 May 2009	Fishing area restriction for longline by vessel size (\leq 14 m in length: allowed to operate outside the 1 NM area; $>$ 14 m: 3 NM; $>$ 24 m: 12 NM). Maximum of 120 hooks per basket
2010	Regional Decree No. 29/2010/A of 9 November 2010	Legal framework for Azorean Fisheries
2012	Ordinance No. 50/2012 of 27 April 2012	Fishing area restriction for longline (allowed to operate outside the 6 NM area) and by vessel size (\leq 14 m in length: allowed to operate outside the 1 NM area; $>$ 14 m: 3 NM; $>$ 24 m: 30 NM)
2014	Regulation (EC) 1380/2013 of 11 December 2013	Landing obligation for quota species
2018	Ordinance No. 116/2018 of 25 October 2018	Minimum hook size (14 mm for bottom longline and handlines). Fishing area restriction by vessel size ($<$ 14 m in length: allowed to operate outside the 3 NM area for handlines or 1 NM when near the registration port; \geq 14 m: 6 NM for hook and line fishing; \geq 24 m: 30 NM for hook and line fishing)
2020	Ordinance No. 92/2019 of 30 December 2019	Total allowable catch (TAC/quota)

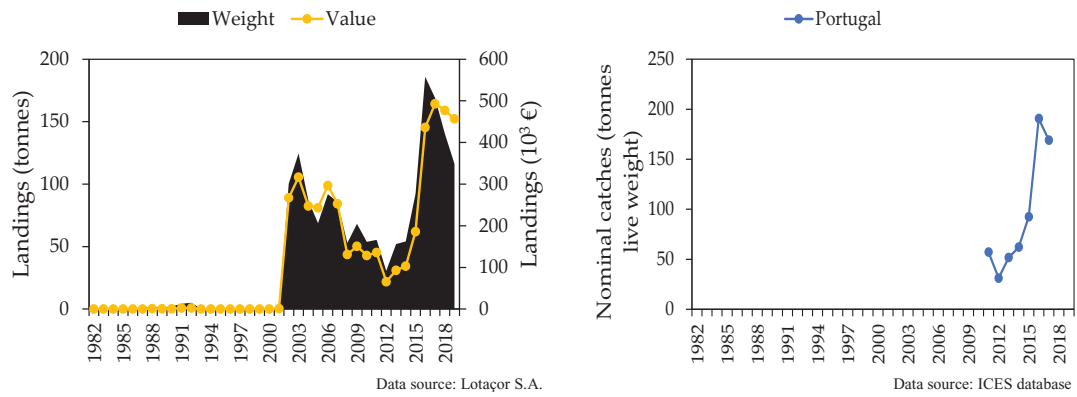
Note: NM: Nautical Miles.

Table 44. Time-series of total allowable catches (in tonnes) for the common mora *Mora moro* fishery in the Azores region.

Year	Total allowable catch (TAC/quota)*
2020	150

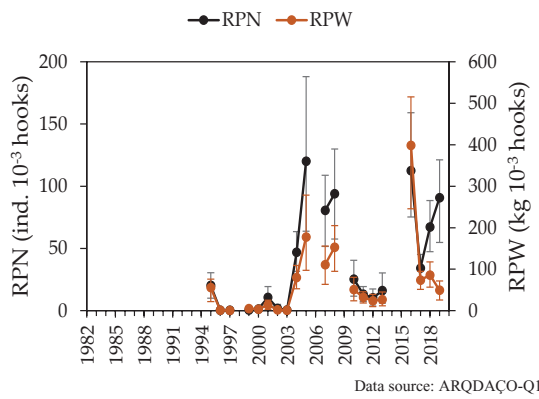
Note: * TAC/quota for vessels operating in the ICES Subarea X.

Synopsis of information on priority marine species in the Azores



[Discard rate]
NA

[Fishing effort]
NA



[Nominal and standardized CPUE]
NA

Fig. 17. Annual commercial landings, nominal catches, discard rates, fishing effort and abundance indices (mean \pm 0.95 confidence interval) derived from surveys and commercial fishery (nominal and standardized CPUE) for common mora *Mora moro* in the Azores region. RPN: Relative Population Number; RPW: Relative Population Weight; CPUE: Catch Per Unit Effort; NA: Not Available.

Common spiny lobster

Scientific name: *Palinurus elephas* (Fabricius, 1787)

Common name: Pt – Lagosta; En – Common spiny lobster

FAO code: SLO

Distribution and habitat: The common spiny lobster *Palinurus elephas* is a palinurid crustacean distributed in the Eastern Atlantic, from Norway to Morocco, including Azores, Madeira and Canary archipelagos, and in the Mediterranean Sea (Goñi & Latrouite 2005). The species occurs on rocky and coralligenous bottoms where there are numerous protective holes and micro-caves, at depths down to 200 m (Palomares & Pauly 2019), usually between 10 m and 70 m (Holthuis 1991). Little is known about the preferred habitat of juveniles (Goñi & Latrouite 2005). Adults are solitaries, in pairs or in small groups (Palomares & Pauly 2019).



Movements and stock structure: Genetic studies seem to support the existence of a panmictic population within the NE Atlantic Ocean (Froufe et al. 2010). On the other hand, tagging studies have shown a high site association and limited movements in tagged lobsters (Follesa et al. 2009). More studies are needed on the population structure and connectivity to clearly define stock units.

Age and growth: Maximum size reported is 195 mm carapace length (CL; Rjeibi 2012) and maximum age 20 years (Rjeibi et al. 2011) in Mediterranean waters. In the Azores (ICES Subarea X), maximum size reported is 195 mm CL (Sequeira 2001) but ages were not estimated. Males grow faster than females (Follesa et al. 2007; González-Vicente et al. 2012).

Reproduction: Ovigerous females are observed from September to October and February to March (Holthuis 1991). Breeds once a year between June and October in the Atlantic and from July to September in the Mediterranean. However, timing of peak spawning activity, as well as size-at-maturity, can vary across areas (Goñi et al. 2003; Goñi & Latrouite 2005). In the Azores, size-at-maturity is estimated to 73.2 mm CL for females (Sequeira 2001). Spawning probably occurs between October and March (Sequeira 2001).

Feeding habits: Omnivorous, but feeds mainly on hard-shelled bottom dwelling organisms, like molluscs, echinoderms and crustaceans (Goñi & Latrouite 2005).

Fishing importance: The spiny lobster is the main crustacean species targeted by the Azorean coastal fishery. It is mainly picked by hand but may also be caught using pots and traps for crustaceans. It ranks eighteenth in terms of total landed value considering non-straddling stocks (0,2 M € on average per year; Santos et al. 2020a). Mean price per kg for 2009-2019 was 26,51 €.

Table 45. Summary of biological parameters for common spiny lobster *Palinurus elephas* from the Azores region.

Parameter	Value			Method	Source
	Female	Male	Combined		
Length-weight relationship	W = 0.0021 CL ^{2.781} (n = 275; r ² = 0.98)	W = 0.0012 CL ^{2.879} (n = 229; r ² = 0.99)	NA	Linear regression	Sequeira (2001)
Maximum length (cm)	16.5 CL	19.5 CL	19.5 CL	Length composition	Sequeira (2001)
Maximum age (y)	NA	NA	NA		
Length (cm) at 50% maturity	7.32 CL	NA	NA	MSF	Sequeira (2001)
Age (y) at 50% maturity	NA	NA	NA		
Spawning season	Oct-Mar (Peak: Nov-Feb)	NA	NA	MSF	Sequeira (2001)
Fecundity (thousands of oocytes)	NA				
L _{inf}	NA	NA	NA		
k	NA	NA	NA		
t ₀	NA	NA	NA		
Mortality rate	NA	NA	NA		
Trophic level (mean ± s.e.)	NA	NA	3.34 ± 0.66	Trophic level estimated from a number of food items using a randomized resampling routine.	Palomares & Pauly (2019)

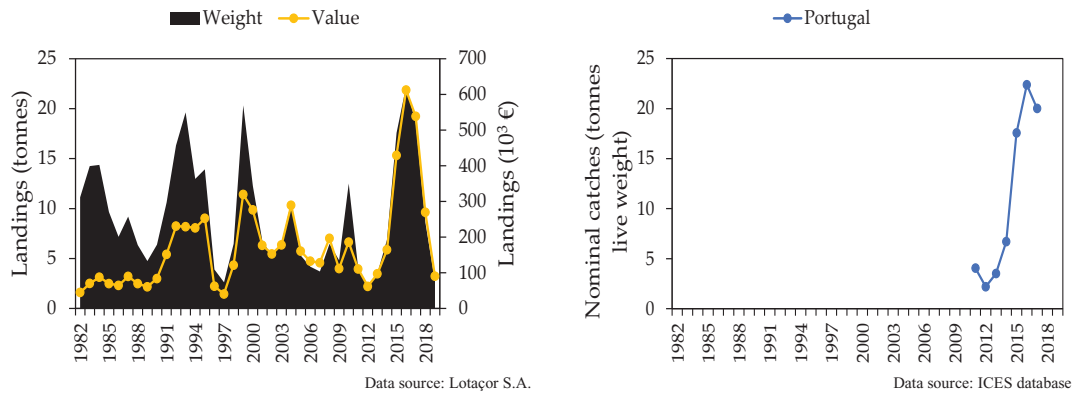
Note: CL: Carapace Length; MSF: Maturity Stage Frequency; NA: Not Available.

Table 46. Summary of management regulations affecting the common spiny lobster *Palinurus elephas* fishery in the Azores region.

Year of implementation	Legislation	Measure
1998	Regulation (EC) No. 850/1998 of 30 March 1998	Minimum landing size (MLS) = 11 cm CL
2000	Ordinance No. 1102-D/2000 of 22 November 2000	Trap Fishing Regulation
2001	Regulation (EC) No. 724/2001 of 4 April 2001	MLS = 9.5 cm CL
2004	Ordinance No. 30/2004 of 22 April 2004	Specificities of traps for crustaceans: mesh size > 30 mm with 4 escape vents (> 50 mm); maximum entrance size = 30 cm. Maximum number of traps = 200 traps for vessels < 9 m in length and 300 traps for vessels < 14 m
2004	Regulation (EC) 1811/2004 of 11 October 2004	Prohibition of bottom trawls in Azorean waters
2005	Ordinance No. 91/2005 of 22 December 2005	Prohibition of gillnet, entangling net or trammel net for demersal and deep-water species
2010	Regional Decree No. 29/2010/A of 9 November 2010	Legal framework for Azorean Fisheries
2012	Regional Decree No. 15/2012/A of 2 April 2012	Closed period (1 Oct – 31 Mar)
2014	Ordinance No. 1/2014 of 10 January 2014	Hand-picking Regulation
2017	Ordinance No. 79/2017 of 18 October 2017	Specificities of traps for crustaceans: mesh size > 50 mm; maximum entrance size = 30 cm. Maximum number of traps = 200 traps for vessels < 9 m in length, 300 traps for vessels < 14 m and 400 for vessels > 14m. Fishing area restriction by vessel size (< 14 m: allowed to operate outside the 0.5 NM area; ≥ 14 m: 3 NM; ≥ 24 m: 12 NM)

Note: CL: Carapace Length; NM: Nautical Miles.

Synopsis of information on priority marine species in the Azores



[Discard rate]
NA

[Fishing effort]
NA

[Survey-derived abundance index]
NA

[Nominal and standardized CPUE]
NA

Fig. 18. Annual commercial landings, nominal catches, discard rates, fishing effort and abundance indices (mean \pm 0.95 confidence interval) derived from surveys and commercial fishery (nominal and standardized CPUE) for common spiny lobster *Palinurus elephas* in the Azores region. NA: Not Available.

Black scabbardfish

Scientific name: *Aphanopus carbo* Lowe, 1839

Common name: Pt – Peixe-espada-preto;
En – Black scabbardfish



FAO code: BSF

Distribution and habitat: The black scabbardfish *Aphanopus carbo* is a trichiurid fish widely distributed in the North Atlantic, from Denmark to Western Sahara, with greatest abundance to the south of the Faroe Islands, west of mainland Portugal and around the Madeira and the Canary archipelagos, sporadic occurrence in the Scotland-Iceland-Greenland ridges and the Azores (Santos et al. 2019a; ICES 2020d). The species occurs at depths between 200 m and 2300 m (Pajuelo et al. 2008), typically found between 400 m and 1800 m (ICES 2020d). Juveniles are mesopelagic (Nakamura & Parin 1993) and adults bathypelagic (Coad & Reist 2004).

Movements and stock structure: Available information is not sufficient to clearly define stock units along the NE Atlantic Ocean (ICES 2020d). ICES considers that a single stock exists but has historically given separate advice for three management units which reflect the main fisheries to which the species is subjected: a) Northern (ICES Divisions Vb and XIIb and Subareas VI and VII; see Appendix I) exploits this resource by trawlers; b) Southern (Subareas VIII and IX) by deep-water longliners, and c) Other areas (Divisions IIIa and Va and Subareas I, II, IV, X and XIV) by both longliners and trawlers (ICES 2020d). This classification has recently been revised and now ICES considers a single assessment unit for this stock in Atlantic waters (ICES 2020d). Migrations driven by feeding and reproduction processes have been thought to connect these populations (Figueiredo et al. 2003).

Age and growth: Maximum size reported is 120 cm total length (TL) and maximum age 32 years in the British Isles (ICES Subarea VII; Kelly et al. 1998). However, maximum age between 12 and 15 years and maximum size 131 cm TL and 148 cm TL have usually been estimated in the Atlantic (ICES 2020d). In the Azores (ICES Subarea X), maximum size reported is 147 cm fork length (FL; Machete et al. 2011) and maximum age 12 years (Vieira et al. 2009). Females grow faster than males (Morales-Nin & Sena-Carvalho 1996).

Reproduction: The black scabbardfish spawns in one single event (total spawner) during the last quarter of the year (Figueiredo et al. 2003; Neves et al. 2009; Pajuelo et al. 2008; Perera 2008; Ribeiro Santos et al. 2013). Size-at-maturity is estimated between 103 cm and 116 cm TL around Madeira, Canary Islands and west of the British Isles (Figueiredo et al. 2003; Pajuelo et al. 2008; Ribeiro Santos et al. 2013). Reproductive aspects of the species in Azorean waters are not available. Overall, females outnumber males (Figueiredo et al. 2003).

Feeding habits: Feeds on crustaceans, cephalopods and fishes (mostly macrourids, morids and alepocephalids) (Froese & Pauly 2019).

Fishing importance: Targeted by the Azorean demersal fishery using hook and lines in deep waters. Ranks nineteenth in terms of total landed value considering non-straddling stocks (0,2 M € on average per year; Santos et al. 2020a). Mean price per kg for 2009-2019 was 2,76 €.

Table 47. Summary of biological parameters for black scabbardfish *Aphanopus carbo* from the Azores region.

Parameter	Value			Method	Source
	Female	Male	Combined		
Length-weight relationship	NA	NA	NA		
Maximum length (cm)	NA	NA	134.0 FL	Length composition	Dias (2006)
	NA	NA	147.0 FL	Length composition	Machete (2007)
	126.0 TL	122.0 TL	NA	Length composition	Vieira et al. (2009)
	NA	NA	147.0 FL	Length composition	Machete et al. (2011)
	NA	NA	147.0 FL	Length composition	Besugo (2013)
Maximum age (y)	12	12	NA	ALK	Vieira et al. (2009)
Length (cm) at 50% maturity	NA	NA	NA		
Age (y) at 50% maturity	NA	NA	NA		
Spawning season	NA	NA	NA		
Fecundity (thousands of oocytes)	NA				
L_{inf}	NA	NA	NA		
k	NA	NA	NA		
t_0	NA	NA	NA		
Mortality rate	NA	NA	NA		
Trophic level (mean \pm s.e.)				Trophic level estimated from a number of food items using a randomized resampling routine.	Froese & Pauly (2019)
	NA	NA	4.48 \pm 0.77		

Note: TL: Total Length; FL: Fork Length; ALK: Age-Length Key; NA: Not Available.

Table 48. Summary of management regulations affecting the black scabbardfish *Aphanopus carbo* fishery in the Azores region.

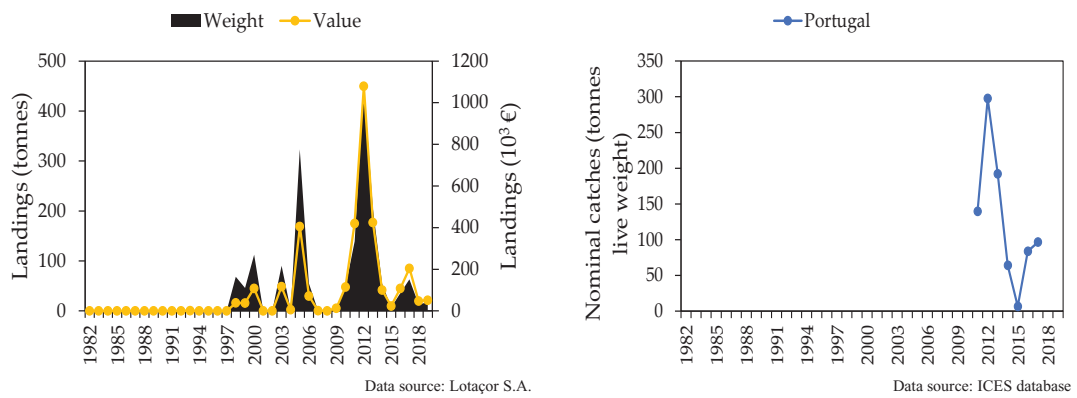
Year of implementation	Legislation	Measure
2000	Ordinance No. 1102-C/2000 of 22 November 2000	Hook and line Fishing Regulation
2002	Regulation (EC) No. 2340/2002 of 16 December 2002	Total allowable catch (TAC/quota)
2003	Ordinance No. 101/2002 of 24 October 2002	Minimum hook size (12 mm for bottom longline and handlines). Fishing area restriction for longline (allowed to operate outside the 3 NM area) and by vessel type (closed decks \leq 14 m in length: allowed to operate outside the 1 NM area; $>$ 14 m: 3 NM; $>$ 24 m: 6 NM; $>$ 30 m: 12 NM)
2003	Regulation (EC) 1954/2003 of 4 November 2003	A box of 100 miles was created around the Azorean EEZ where only the Azorean fleets are permitted to line fish for deep-sea species
2004	Regulation (EC) 1811/2004 of 11 October 2004	Prohibition of bottom trawls in Azorean waters
2005	Regulation (EC) 1568/2005 of 20 September 2005	Prohibition of gillnet, entangling net or trammel net at depths greater than 200 m
2005	Ordinance No. 91/2005 of 22 December 2005	Prohibition of gillnet, entangling net or trammel net for demersal and deep-water species
2009	Ordinance No. 43/2009 of 27 May 2009	Maximum of 120 hooks per basket. Fishing area restriction by vessel size (\leq 14 m in length: allowed to operate outside the 1 NM area; $>$ 14 m: 3 NM; $>$ 24 m: 12 NM)
2010	Regional Decree No. 29/2010/A of 9 November 2010	Legal framework for Azorean Fisheries
2012	Ordinance No. 50/2012 of 27 April 2012	Fishing area restriction for longline (allowed to operate outside the 6 NM area) and by vessel size (\leq 14 m in length: allowed to operate outside the 1 NM area; $>$ 14 m: 3 NM; $>$ 24 m: 30 NM)
2014	Regulation (EC) 1380/2013 of 11 December 2013	Landing obligation for quota species
2018	Ordinance No. 116/2018 of 25 October 2018	Minimum hook size (14 mm for bottom longline and handlines). Fishing area restriction by vessel size ($<$ 14 m in length: allowed to operate outside the 3 NM area for handlines or 1 NM when near the registration port; \geq 14 m: 6 NM for hook and line fishing; \geq 24 m: 30 NM for hook and line fishing)

Note: NM: Nautical Miles.

Table 49. Time-series of total allowable catches (in tonnes) for the black scabbardfish *Aphanopus carbo* fishery in the Azores region.

Year	Total allowable catch (TAC/quota)*
2003	4000
2004	4000
2005	4000
2006	4000
2007	4000
2008	4000
2009	3600
2010	3348
2011	3348
2012	3348
2013	3700
2014	3700
2015	3700
2016	3700
2017	3330
2018	2997
2019	2832
2020	2832

Note: *TAC/quota for European Commission's vessels operating in the ICES Subarea VIII, IX and X.



[Discard rate]
NA

[Fishing effort]
NA

[Survey-derived abundance index]
NA

[Nominal and standardized CPUE]
NA

Fig. 19. Annual commercial landings, nominal catches, discard rates, fishing effort and abundance indices (mean \pm 0.95 confidence interval) derived from surveys and commercial fishery (nominal and standardized CPUE) for black scabbardfish *Aphanopus carbo* in the Azores region. NA: Not Available.

Rough limpet

Scientific name: *Patella aspera* Röding, 1798

Common name: Pt – Lapa-brava; En – Rough limpet

FAO code: LQY

Distribution and habitat: The rough limpet *Patella aspera* is a patellid mollusc distributed from Southwest Norway to Mediterranean Sea, including the Azores, Madeira and Canary archipelagos (Lewis et al. 1982; Lavie et al. 1987; Hawkins et al. 2000). The species occurs on rocky bottoms in the middle and lower part of the littoral zone (Guerra & Gaudencio 1986) at depths down to 10 m (Hawkins et al. 1990). Previously classified as *Patella ulyssiponensis*, *P. aspera* from the Macaronesian archipelagos is now considered a separate species from the European Continental congener *P. ulyssiponensis*, based on genetic analyses (Weber & Hawkins 2005).



Movements and stock structure: Genetic studies indicate five population units: continental Atlantic, Mediterranean, Azores, Madeira and Canary (Weber et al. 1998; Hawkins et al. 2000; Carreira et al. 2010; 2017). Geometric morphometric analysis detected significant morphological differentiation that matched major phylogeographic groupings, i.e. continental Atlantic and Mediterranean populations (Carreira 2017).

Age and growth: Maximum size reported is 83 mm maximum shell-length (MSL) and maximum age 9 years in Madeira (Sousa et al. 2017). In the Azores, maximum size reported is 93.3 mm MSL (Ferraz 1998) but no age information is available. Females grow faster than males (Sousa et al. 2017).

Reproduction: Protandric hermaphrodite species (male during its first sexual maturity) with synchronous ovary development, determinate fecundity and batch spawner pattern (Thompson 1979; Sousa et al. 2017). Becomes mature in its second year at a MSL of 38 mm (males) at 42 mm (females; Guerra & Gaudencio 1986; Sousa et al. 2017). However, exploitation can cause sex change in smaller and presumably younger individuals (Martins et al. 2019). Spawning occur from October to December/January in Portuguese waters (Guerra & Gaudencio 1986) but timing of peak spawning activity can vary across regions and appears to involve falling water temperatures and wave action (Lewis et al. 1982). In the Azores, it reaches sexual maturity between 41 mm and 45 mm MSL, with peak of maximum gonad development in January and a gonad resting period in May to June (Martins et al. 1987). Males outnumber females and the proportion of males to females tended to decrease with increasing size/age (Guerra & Gaudencio 1986).

Feeding habits: Herbivores; feeds on algae living in littoral zone (Della Santina et al. 1993).

Fishing importance: The rough limpet is the main mollusc species targeted by the Azorean coastal fishery. It is picked by hand and ranks twenty-third in terms of total landed value considering non-straddling stocks (0,1 M € on average per year; Santos et al. 2020a). Mean price per kg for 2009-2019 was 7,15 €.

Table 50. Summary of biological parameters for rough limpet *Patella aspera* from the Azores region.

Parameter	Value			Method	Source
	Female	Male	Combined		
Length-weight relationship	NA	NA	$W = 0.0002 \text{ MSL}^{2.807}$ (n = 924; $r^2 = 0.81$)	Linear regression	Ferraz (1998)
	NA	NA	$W = 0.00005 \text{ MSL}^{3.203}$ (n = 389; $r^2 = 0.86$)	Linear regression	Enes (2015)
Maximum length (mm)	NA	NA	74.0 MSL	Length composition	Martins et al. (1987)
	92.0	78.0	93.3 MSL	Length composition	Ferraz (1998)
	NA	NA	80.5 MSL	Length composition	Enes (2015)
Maximum age (y)	NA	NA	NA		
Length (mm) at 50% maturity	NA	NA	41-45 MSL		Martins et al. (1987)
Age (y) at 50% maturity	NA	NA	NA		
Spawning season	NA	NA	Aug-Apr	MSF, GSI	Martins et al. (1987)
Fecundity (thousands of oocytes)	NA				
L_{inf}	NA	NA	NA		
k	NA	NA	NA		
t_0	NA	NA	NA		
Mortality rate	NA	NA	NA		
Trophic level (mean \pm s.e.)	NA	NA	NA		

Note: MSL: Maximum Shell Length; MSF: Maturity Stage Frequency; GSI: Gonado Somatic Index; NA: Not Available.

Table 51. Summary of management regulations affecting the rough limpet *Patella aspera* fishery in the Azores region.

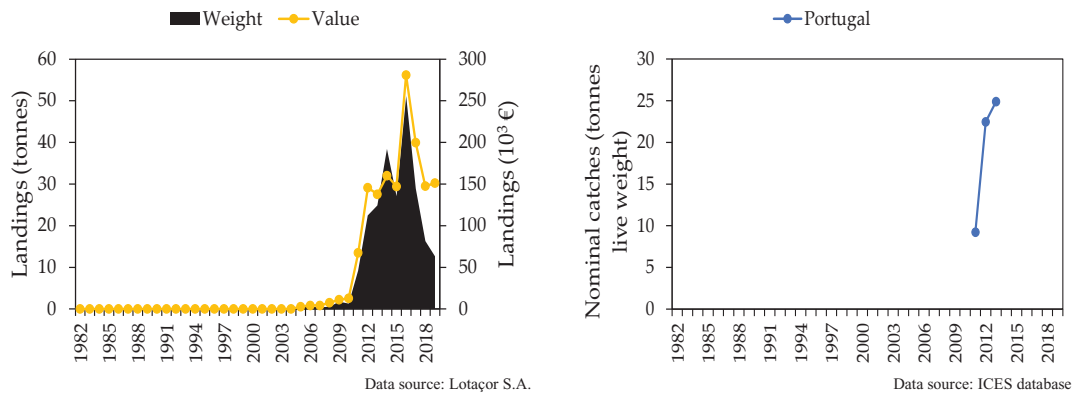
Year of implementation	Legislation	Measure
1993	Regional Decree No. 14/1993/A of 31 July 1993	Hand-picking Regulation for Limpets. Closed period (1 Oct – 31 May). Minimum landing size (MLS) = 55 mm MS
2010	Regional Decree No. 29/2010/A of 9 November 2010	Legal framework for Azorean Fisheries
2012	Regional Decree No. 15/2012/A of 2 April 2012	Closed period (1 Oct – 30 Apr). MLS = 50 mm MS
2014	Regulation (EC) 1380/2013 of 11 December 2013	Landing obligation for quota species
2014	Ordinance No. 1/2014 of 10 January 2014	Hand-picking Regulation
2015	Ordinance No. 73/2015 of 15 June 2015	Total allowable catch (TAC/quota)
2019	Ordinance No. 21/2019 of 19 March 2019	Closed period (1 Oct – 31 May)

Note: MS: Maximum Shell Size.

Table 52. Time-series of total allowable catches (in kg per day by hand picker) for the limpets *Patella* spp. fishery in the Azores region.

Year	Total allowable catch (TAC/quota)*
2015	80
2016	80
2017	80
2018	50
2019	50
2020	50

Note: *TAC/quota for the ICES Subarea X.



[Discard rate]
NA

[Fishing effort]
NA

[Survey-derived abundance index]
NA

[Nominal and standardized CPUE]
NA

Fig. 20. Annual commercial landings, nominal catches, discard rates, fishing effort and abundance indices (mean \pm 0.95 confidence interval) derived from surveys and commercial fishery (nominal and standardized CPUE) for rough limpet *Patella aspera* in the Azores region. NA: Not Available.

Thornback ray

Scientific name: *Raja clavata* Linnaeus, 1758

Common name: Pt – Raia; En – Thornback ray

FAO code: RJC

Distribution and habitat: The thornback ray *Raja clavata* is a rajid fish widely distributed in the Eastern Atlantic and Southwest Indian Ocean (Iceland to Madagascar), including the North Sea, the Macaronesian archipelagos, the Mediterranean Sea and the western Black Sea (Froese & Pauly 2019). The thornback ray is demersal, living on mud and sandy-muddy bottoms at depths between 5 and 1020 m (Last et al. 2016) but usually found in shallow waters down to 250 m (Santos et al. 2020c). Juveniles are found in shallower waters usually forming aggregations (Froese & Pauly 2019; Santos et al. 2020c).



Movements and stock structure: Genetic studies seem to support the existence of a stock unit in the Azores (ICES Subarea X; Chevolot et al. 2006; Marandel et al. 2018). However, little is known about the biology of the species in this ecoregion.

Age and growth: Maximum size reported is 104.7 cm total length (TL) and maximum age 12 years in the British Isles (ICES Subarea VII; Ryland & Ajayi 1984). In the Azores (ICES Subarea X), maximum size reported is 139 cm TL (Santos et al. 2020c) and maximum age 10 years (Rosa 2002). Males and females grow at a similar rate when young (1-4 year), but growth rates in males appear to be slowing down after four years of age (Whittamore & McCarthy 2005).

Reproduction: The thornback ray is ovoviviparous with asynchronous ovary development, determinate fecundity and batch spawner pattern (Serra-Pereira et al. 2011). Adults form same-sex aggregations during the breeding season and migrate independently to the spawning area (Ryland & Ajayi 1984). Size-at-maturity of females ranges from 61.2 cm to 78.4 cm and of males 58.8 cm to 67.9 cm TL (Walker 1999; Demirhan et al. 2005; Whittamore & McCarthy 2005; KrstulovićŠifner et al. 2009; Serra-Pereira et al. 2011). Age-at-maturity is around 5-8 years (Serra-Pereira et al. 2011; Last et al. 2016). Spawning occurs from May to January in Portuguese waters but the duration of the spawning season, size-at-maturity, and fecundity can vary across regions (Serra-Pereira et al. 2011). Paired eggs are laid and deposited on shallow bottoms. Embryos feed on yolk, egg cases hatch after 4 to 5 months and pups are c. 11 to 13 cm TL at birth (Pawson & Ellis 2005). The proportion of males to females is close to 1:1 (KrstulovićŠifner et al. 2009). Reproductive aspects in Azorean waters are not available.

Feeding habits: Feeds mainly on small bony fishes, crustaceans (crabs and shrimps) and cephalopods (Farias et al. 2006).

Fishing importance: Targeted by the Azorean demersal fishery using hook and lines. Ranks twenty-sixth in terms of total landed value considering non-straddling stocks (0,1 M € on average per year; Santos et al. 2020a). Mean price per kg for 2009-2019 was 1,18 €

Table 53. Summary of biological parameters for thornback ray *Raja clavata* from the Azores region.

Parameter	Value			Method	Source
	Female	Male	Combined		
Length-weight relationship	NA	NA	$W = 0.0058 TL^{3.022}$ (n = 404; $r^2 = 0.93$)	Linear regression	Rosa et al. (2006)
Maximum length (cm)	NA	NA	93.0 TL	Length composition	Rosa (2002)
	NA	NA	89.0 TL	Length composition	Rosa et al. (2006)
	NA	NA	139.0 TL	Length composition	Santos et al. (2020c)
Maximum age (y)	10	9	10	Whole vertebrae	Rosa (2002)
Length (cm) at 50% maturity	NA	NA	NA		
Age (y) at 50% maturity	NA	NA	NA		
Spawning season	NA	NA	NA		
Fecundity (thousands of oocytes)	NA				
L_{inf}	NA	NA	161.90 TL	Direct readings – Whole vertebrae	Rosa (2002)
	NA	NA	174.80 TL	Back calculation – Dahl-Lea equation	Rosa (2002)
	NA	NA	143.70 TL	Back calculation – Fraser-Lee equation	Rosa (2002)
	NA	NA	130.60 TL	Length-frequency analysis	Rosa (2002)
k	NA	NA	0.06	Direct readings – Whole vertebrae	Rosa (2002)
	NA	NA	0.05	Back calculation – Dahl-Lea equation	Rosa (2002)
	NA	NA	0.06	Back calculation – Fraser-Lee equation	Rosa (2002)
	NA	NA	0.07	Length-frequency analysis	Rosa (2002)
t_0	NA	NA	-3.03	Direct readings – Whole vertebrae	Rosa (2002)
	NA	NA	-0.76	Back calculation – Dahl-Lea equation	Rosa (2002)
	NA	NA	-3.64	Back calculation – Fraser-Lee equation	Rosa (2002)
	NA	NA	-4.61	Length-frequency analysis	Rosa (2002)
Mortality rate	M = 0.33	M = 0.33	M = 0.50	Beverton & Holt (1959)	ICES (2015d)
	M = 0.20	M = 0.20	M = 0.30	Taylor (1960)	ICES (2015d)
	M = 0.20	M = 0.20	M = 0.30	Tanaka (1960)	ICES (2015d)
	M = 0.28	M = 0.28	M = 0.38-0.70	Alverson & Carney (1975)	ICES (2015d)
	M = 0.26-0.32	M = 0.31-0.42	M = 0.20-0.40	Rikhter & Efanov (1976)	ICES (2015d)
	NA	NA	M = 0.14-0.50	Pauly (1980)	ICES (2015d)
	M = 0.30	M = 0.30	M = 0.44	Hoening (1983)	ICES (2015d)
	M = 0.31	M = 0.31	M = 0.46	Alagaraja (1984)	ICES (2015d)
	M = 0.49-0.60	M = 0.58-0.77	M = 0.39-0.74	Roff (1984)	ICES (2015d)
M = 0.22-0.50	M = 0.19-0.53	M = 0.14-0.84	Ralston (1987)	ICES (2015d)	
M = 0.17-0.29	M = 0.15-0.30	M = 0.13-0.44	Gunderson & Dygert (1988)	ICES (2015d)	

Synopsis of information on priority marine species in the Azores

Parameter	Value			Method	Source
	Female	Male	Combined		
	M = 0.33-0.40	M = 0.39-0.51	M = 0.26-0.49	Charnov & Berrigan (1990)	ICES (2015d)
	M = 0.17-0.28	M = 0.17-0.29	M = 0.14-0.36	Djabali <i>et al.</i> (1993) – equation 1	ICES (2015d)
	NA	NA	M = 0.14-0.38	Djabali <i>et al.</i> (1993) – equation 2	ICES (2015d)
	M = 0.27-0.33	M = 0.32-0.42	M = 0.22-0.41	Jensen (1996) – equation 1	ICES (2015d)
	M = 0.14-0.34	M = 0.13-0.35	M = 0.10-0.56	Jensen (1996) – equation 2	ICES (2015d)
	M = 0.14-0.32	M = 0.12-0.33	M = 0.09-0.53	Jensen (1996) – equation 3	ICES (2015d)
	M = 0.46-0.84	M = 0.43-0.87	M = 0.37-1.29	Pauly & Binohlan (1996)	ICES (2015d)
	M = 0.13-0.31	M = 0.11-0.33	M = 0.08-0.51	Cubillos <i>et al.</i> (1999)	ICES (2015d)
	M = 0.55-0.84	M = 0.71-0.98	M = 0.40-1.40	Groeneveld (2000)	ICES (2015d)
	M = 0.17-0.39	M = 0.15-0.40	M = 0.11-0.64	Cubillos (2003)	ICES (2015d)
	M = 0.28	M = 0.28	M = 0.42	Hewitt & Hoening (2005)	ICES (2015d)
	NA	NA	M = 0.25-0.35	Zhang & Megrey (2006)	ICES (2015d)
Trophic level (mean ± s.e.)	NA	NA	4.15 ± 0.95	Trophic level estimated from a number of food items using a randomized resampling routine.	Froese & Pauly (2019)

Note: TL: Total Length; MSF: Maturity Stage Frequency; GSI: Gonado Somatic Index; M: Natural Mortality; NA: Not Available.

Table 54. Summary of management regulations affecting the thornback ray *Raja clavata* fishery in the Azores region.

Year of implementation	Legislation	Measure
2000	Ordinance No. 1102-C/2000 of 22 November 2000	Hook and line Fishing Regulation
2003	Ordinance No. 101/2002 of 24 October 2002	Minimum hook size = 12 mm for bottom longline and handlines. Fishing area restriction for longline (allowed to operate outside the 3 NM area) and by vessel type (closed decks ≤ 14 m in length: allowed to operate outside the 1 NM area; > 14 m: 3 NM; > 24 m: 6 NM; > 30 m: 12 NM)
2003	Regulation (EC) 1954/2003 of 4 November 2003	A box of 100 miles was created around the Azorean EEZ where only the Azorean fleets are permitted to line fish for deep-sea species
2004	Regulation (EC) 1811/2004 of 11 October 2004	Prohibition of bottom trawls in Azorean waters
2005	Regulation (EC) 1568/2005 of 20 September 2005	Prohibition of gillnet, entangling net or trammel net at depths greater than 200 m
2005	Ordinance No. 91/2005 of 22 December 2005	Prohibition of gillnet, entangling net or trammel net for demersal and deep-water species
2009	Ordinance No. 43/2009 of 27 May 2009	Fishing area restriction for longline by vessel size (≤ 14 m in length: allowed to operate outside the 1 NM area; > 14 m: 3 NM; > 24 m: 12 NM). Maximum of 120 hooks per basket
2010	Regional Decree No. 29/2010/A of 9 November 2010	Legal framework for Azorean Fisheries
2012	Ordinance No. 50/2012 of 27 April 2012	Fishing area restriction for longline (allowed to operate outside the 6 NM area) and by vessel size (≤ 14 m in length: allowed to operate outside the 1 NM area; > 14 m: 3 NM; > 24 m: 30 NM)
2014	Regulation (EC) 1380/2013 of 11 December 2013	Landing obligation for quota species
2015	Ordinance No. 74/2015 of 15 June 2015	Minimum landing size (MLS) = 52 cm TL
2018	Ordinance No. 116/2018 of 25 October 2018	Minimum hook size (14 mm for bottom longline and handlines). Fishing area restriction by vessel size (< 14 m in length: allowed to operate outside the 3 NM area for handlines or 1 NM when near the registration port; ≥ 14 m: 6 NM for hook and line fishing; ≥ 24 m: 30 NM for hook and line fishing)
2020	Ordinance No. 92/2019 of 30 December 2019	Total allowable catch (TAC/quota)

Note: NM: Nautical Miles; TL: Total Length.

Table 55. Time-series of total allowable catches (in tonnes) for the thornback ray *Raja clavata* fishery in the Azores region.

Year	Total allowable catch (TAC/quota)*
2020	100

Note: *TAC/quota for vessels operating in the ICES Subarea X.

Synopsis of information on priority marine species in the Azores

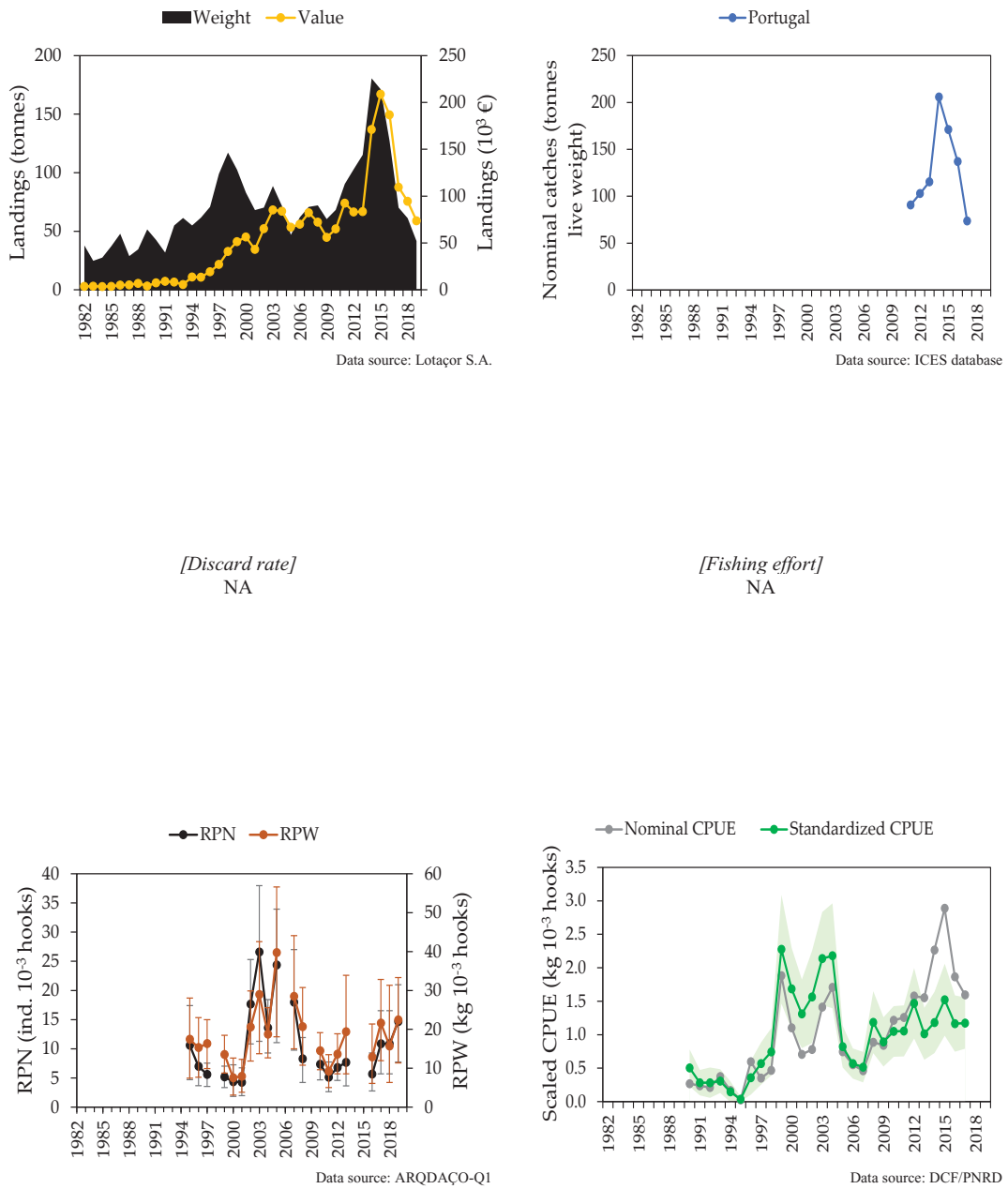


Fig. 21. Annual commercial landings, nominal catches, discard rates, fishing effort and abundance indices (mean \pm 0.95 confidence interval) derived from surveys and commercial fishery (nominal and standardized CPUE) for thornback ray *Raja clavata* in the Azores region. RPN: Relative Population Number; RPW: Relative Population Weight; CPUE: Catch Per Unit Effort; NA: Not Available.

Mediterranean slipper lobster

Scientific name: *Scyllarides latus* (Latreille, 1803)

Common name: Pt – Cavaco; En – Mediterranean slipper lobster

FAO code: YLL

Distribution and habitat: The Mediterranean slipper lobster *Scyllarides latus* is a scyllarid crustacean distributed in the Eastern Atlantic Ocean, from mainland Portugal to Senegal, including Macaronesian archipelagos and in the Mediterranean Sea (Palomares & Pauly 2019). The species occurs on rocky and sandy bottoms at depths between 4 m and 100 m (Holthuis 1991). During daytime it hides in caves, tending to congregate on the ceilings, and forages during the night (Martins 1985a; Carpenter & De Angelis 2014).



Movements and stock structure: Genetic studies suggest this species forms a panmictic population along the Northeast Atlantic and the Mediterranean (Faria et al. 2013). High fecundity and long-lived pelagic larva have been thought to promote high levels of connectivity between these populations (Faria et al. 2013). However, mechanisms transporting the larvae are not fully understood. In the Azores, for example, it is possible that larvae hatched there can perform a full turn and come back and settle in the islands after one year (Martins 1985b). More information about the population structure and connectivity is needed to clearly define stock units.

Age and growth: Maximum size recorded in the south-eastern Mediterranean is 144 mm carapace length (CL; Almog-Dhtayer 1988). In the Azores (ICES Subarea X), maximum size reported is 122 mm CL (Martins 1985a). However, animals from the Azores were heavier than those of the same size from the Mediterranean (Spanier & Lavalli 1998). Molting is believed to take place from December to February (Martins 1985a). Comparison of growth rates between sexes are not known. No age information is available for the Mediterranean slipper lobster.

Reproduction: The Mediterranean slipper lobster is an oviparous species with determinate fecundity and batch spawner pattern (Spanier & Lavalli 1998). It moves seasonally to deeper waters and return to shallow zones around early spring to mid-summer for reproduction (Martins 1985a). No information is available about size-at-maturity. Ovigerous females were observed from June to August (Martins 1985a; Holthuis 1991). In the Azores, spawning occurs in July and August (Martins 1985a). Fertilization is external and the egg-bearing period lasts for approximately 6-8 weeks (Martins 1985a). Fecundity varies according to the CL, with a mean of 227 424 eggs per female (Martins 1985a).

Feeding habits: Feeds on molluscs, especially limpets (*Patella* spp.) (Martins 1985a).

Fishing importance: The Mediterranean slipper lobster is picked by hand or caught using pots and traps for crustaceans by the Azorean coastal fleet. It is a highly esteemed sea food in the Azores and ranks thirty-sixth in terms of total landed value considering non-straddling stocks (0,04 M € on average per year; Santos et al. 2020a). Mean price per kg for 2009-2019 was 25,15 €.

Table 56. Summary of biological parameters for Mediterranean slipper lobster *Scyllarides latus* from the Azores region.

Parameter	Value			Method	Source
	Female	Male	Combined		
Length-weight relationship	$W = 0.0065 \text{ CL}^{2.580}$ (n = 190; $r^2 = 0.99$)	$W = 0.0020 \text{ CL}^{2.825}$ (n = 308; $r^2 = 0.99$)	NA	Linear regression	Martins (1985a)
Maximum length (cm)	122.0 CL	110.0 CL	122.0 CL	Length composition	Martins (1985a)
	121.0 CL	112.0 CL	121.0 CL	Length composition	Schmiing & Afonso (2009)
Maximum age (y)	NA	NA	NA		
Length (cm) at 50% maturity	NA	NA	NA		
Age (y) at 50% maturity	NA	NA	NA		
Spawning season	Jul-Aug	NA	NA	MSF	Martins (1985a)
Fecundity (thousands of eggs)	151.5-356.1			Broods of eggs analysis	Martins (1985a)
L_{inf}	NA	NA	NA		
k	NA	NA	NA		
t_0	NA	NA	NA		
Mortality rate	NA	NA	NA		
Trophic level (mean \pm s.e.)	NA	NA	3.86 \pm 0.10	Trophic level estimated from a number of food items using a randomized resampling routine.	Palomares & Pauly (2019)

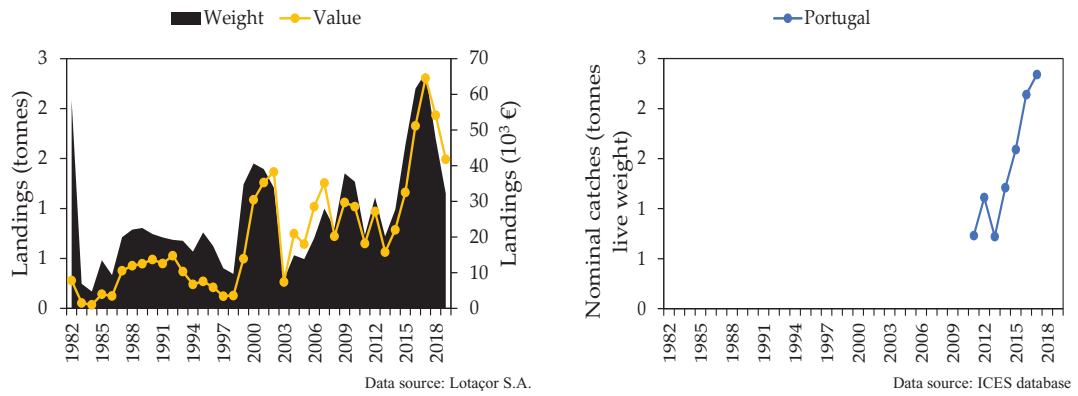
Note: CL: Carapace Length; MSF: Maturity Stage Frequency; NA: Not Available.

Table 57. Summary of management regulations affecting the Mediterranean slipper lobster *Scyllarides latus* fishery in the Azores region.

Year of implementation	Legislation	Measure
2000	Ordinance No. 1102-D/2000 of 22 November 2000	Trap Fishing Regulation
2004	Ordinance No. 30/2004 of 22 April 2004	Specificities of traps for crustaceans: mesh size > 30 mm with 4 escape vents (> 50 mm); maximum entrance size = 30 cm. Maximum number of traps = 200 traps for vessels < 9 m in length and 300 traps for vessels < 14 m.
2004	Regulation (EC) 1811/2004 of 11 October 2004	Prohibition of bottom trawls in Azorean waters
2005	Ordinance No. 91/2005 of 22 December 2005	Prohibition of gillnet, entangling net or trammel net for demersal and deep-water species
2010	Regional Decree No. 29/2010/A of 9 November 2010	Legal framework for Azorean Fisheries
2012	Regional Decree No. 15/2012/A of 2 April 2012	Closed period (1 May – 31 Aug). Minimum landing size (MLS) = 170 mm corresponding to the measurement between the eye and the tail base.
2014	Ordinance No. 1/2014 of 10 January 2014	Hand-picking Regulation
2017	Ordinance No. 13/2017 of 31 January of 2017	MLS = 77 mm CL
2017	Ordinance No. 79/2017 of 18 October 2017	Specificities of traps for crustaceans: mesh size > 50 mm; maximum entrance size = 30 cm. Maximum number of traps = 200 traps for vessels < 9 m in length, 300 traps for vessels < 14 m and 400 for vessels > 14m. Fishing area restriction by vessel size (< 14 m: allowed to operate outside the 0.5 NM area; ≥ 14 m: 3 NM; ≥ 24 m: 12 NM).

Note: CL: Carapace Length; NM: Nautical Miles.

Synopsis of information on priority marine species in the Azores



[Discard rate]
NA

[Fishing effort]
NA

[Survey-derived abundance index]
NA

[Nominal and standardized CPUE]
NA

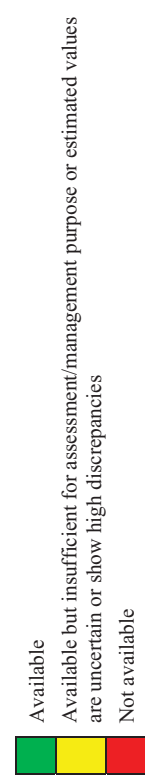
Fig. 22. Annual commercial landings, nominal catches, discard rates, fishing effort and abundance indices (mean \pm 0.95 confidence interval) derived from surveys and commercial fishery (nominal and standardized CPUE) for Mediterranean slipper lobster *Scyllarides latus* in the Azores region. NA: Not Available.

FINAL CONSIDERATIONS

Stock delimitation, life-history parameters and survey-derived abundance data or other indicators of stock size such as fishery-dependent indices (landings or catches per unit effort) are not available (red colour in overview table below) or are insufficient for assessment purposes (yellow colour) in most of priority stocks. Available data whether sufficient (green colour) or not should be reviewed, revised and validated in future studies to facilitate use in stock assessment models. For some coastal resources (e.g. blue jack mackerel, amberjacks, rough limpets), catches are not fully reported because they are mainly caught for self-consumption or used as live-bait in tuna fishery, and therefore official commercial landings may be underestimated. A well-structured monitoring program to assist data collection of missing information on reproductive biology, growth parameters and estimates of mortality rates is of utmost importance. Alternatively, data-limited assessment methods should be explored to determine proxies for stock status and define management strategies.

OVERVIEW OF THE CURRENT DATA AVAILABLE

Species (FAO code)	SBR	SQF	JAA	BRF	RPG	FOR	COE	BXD	BYS	PRR	SFS	SER	MAZ	WSA	POI	AMX	RIB	SLO	BSF	LQY	RJC	YLL	
Stock identity	Green	Yellow	Yellow	Green	Green	Green	Green	Green	Green	Green	Green	Green	Green	Green	Green	Green	Green	Green	Green	Green	Green	Green	Green
Length-weight relationship	Green	Green	Green	Green	Green	Green	Green	Green	Green	Green	Green	Green	Green	Green	Green	Green	Green	Green	Green	Green	Green	Green	Green
Age and growth	Green	Yellow	Green	Green	Green	Green	Green	Green	Green	Green	Green	Green	Green	Green	Green	Green	Green	Green	Green	Green	Green	Green	Green
Maximum length	Green	Green	Green	Green	Green	Green	Green	Green	Green	Green	Green	Green	Green	Green	Green	Green	Green	Green	Green	Green	Green	Green	Green
Maximum age	Green	Green	Green	Green	Green	Green	Green	Green	Green	Green	Green	Green	Green	Green	Green	Green	Green	Green	Green	Green	Green	Green	Green
L_{inf}	Green	Green	Green	Green	Green	Green	Green	Green	Green	Green	Green	Green	Green	Green	Green	Green	Green	Green	Green	Green	Green	Green	Green
k	Green	Green	Green	Green	Green	Green	Green	Green	Green	Green	Green	Green	Green	Green	Green	Green	Green	Green	Green	Green	Green	Green	Green
t_0	Green	Green	Green	Green	Green	Green	Green	Green	Green	Green	Green	Green	Green	Green	Green	Green	Green	Green	Green	Green	Green	Green	Green
Reproduction	Green	Green	Green	Green	Green	Green	Green	Green	Green	Green	Green	Green	Green	Green	Green	Green	Green	Green	Green	Green	Green	Green	Green
Length at 50% maturity	Green	Green	Green	Green	Green	Green	Green	Green	Green	Green	Green	Green	Green	Green	Green	Green	Green	Green	Green	Green	Green	Green	Green
Age at 50% maturity	Green	Green	Green	Green	Green	Green	Green	Green	Green	Green	Green	Green	Green	Green	Green	Green	Green	Green	Green	Green	Green	Green	Green
Spawning season	Green	Green	Green	Green	Green	Green	Green	Green	Green	Green	Green	Green	Green	Green	Green	Green	Green	Green	Green	Green	Green	Green	Green
Fecundity	Green	Green	Green	Green	Green	Green	Green	Green	Green	Green	Green	Green	Green	Green	Green	Green	Green	Green	Green	Green	Green	Green	Green
Mortality rate	Green	Green	Green	Green	Green	Green	Green	Green	Green	Green	Green	Green	Green	Green	Green	Green	Green	Green	Green	Green	Green	Green	Green
Z	Green	Green	Green	Green	Green	Green	Green	Green	Green	Green	Green	Green	Green	Green	Green	Green	Green	Green	Green	Green	Green	Green	Green
M	Green	Green	Green	Green	Green	Green	Green	Green	Green	Green	Green	Green	Green	Green	Green	Green	Green	Green	Green	Green	Green	Green	Green
F	Green	Green	Green	Green	Green	Green	Green	Green	Green	Green	Green	Green	Green	Green	Green	Green	Green	Green	Green	Green	Green	Green	Green
Fishing information	Green	Green	Green	Green	Green	Green	Green	Green	Green	Green	Green	Green	Green	Green	Green	Green	Green	Green	Green	Green	Green	Green	Green
Landings	Green	Green	Green	Green	Green	Green	Green	Green	Green	Green	Green	Green	Green	Green	Green	Green	Green	Green	Green	Green	Green	Green	Green
Catch	Green	Green	Green	Green	Green	Green	Green	Green	Green	Green	Green	Green	Green	Green	Green	Green	Green	Green	Green	Green	Green	Green	Green
Effort	Green	Green	Green	Green	Green	Green	Green	Green	Green	Green	Green	Green	Green	Green	Green	Green	Green	Green	Green	Green	Green	Green	Green
Discard rates	Green	Green	Green	Green	Green	Green	Green	Green	Green	Green	Green	Green	Green	Green	Green	Green	Green	Green	Green	Green	Green	Green	Green
CPUE index	Green	Green	Green	Green	Green	Green	Green	Green	Green	Green	Green	Green	Green	Green	Green	Green	Green	Green	Green	Green	Green	Green	Green
Abundance index survey	Green	Green	Green	Green	Green	Green	Green	Green	Green	Green	Green	Green	Green	Green	Green	Green	Green	Green	Green	Green	Green	Green	Green



ACKNOWLEDGEMENTS

This document is part of the PESCAz project (ref. MAR-01.03.02-FEAMP-0039) financed by the European Maritime and Fisheries Fund (EMFF) through the Regional Government of the Azores under the MAR2020 operational programme. We gratefully acknowledge the colleagues who contributed in some way to this work, especially to Ana Novoa-Pabon, Dr. Hélder Silva and Dr. Helen Martins (University of the Azores), Paula Lourinho (IMAR Instituto do Mar), Alexandra Guerreiro (Regional Directorate for Fisheries of the Azores Government), Jorge Gonçalves (Associação de Produtores de Espécies Demersais dos Açores – APEDA) and Gualberto Rita (Federação das Pescas dos Açores – FPA). We also thank to Odd Bergstad (Norwegian Institute of Marine Research) for his appropriate and constructive suggestions to improve this document.

REFERENCES

- Abecasis, A.R.C., A. Canha, D. Reis, M.R. Pinho and J. Gil-Pereira 2009. Age and growth of the forkbeard *Phycis phycis* (Gadidae) from the Azorean archipelago, North Atlantic. *Journal of the Marine Biological Association of the United Kingdom* 89(03): 629-633.
- Abecasis, D., A.R. Costa, J.G. Pereira and M.R. Pinho 2006. Age and growth of bluemouth, *Helicolenus dactylopterus* (Delaroche, 1809) from the Azores. *Fisheries Research* 79: 148-154.
- Aboim, M.A. 2005. Population genetics and evolutionary history of some deep-sea demersal fishes from the Azores - North Atlantic. Master's thesis. University Southampton, Hampshire, England. 167 pp.
- Aboim, M.A., G.M. Menezes, T. Schlitt and D. Rogers 2005. Genetic structure and history of populations of the deep-sea fish *Helicolenus dactylopterus* (Delaroche, 1809) inferred from mtDNA sequence analysis. *Molecular Ecology* 14: 1343-1354.
- Afonso, P., D. Abecasis, R.S. Santos and J. Fontes 2016. Contrasting movements and residency of two serranids in a small Macaronesian MPA. *Fisheries Research* 177: 59-70.
- Afonso, P., J. Fontes, K.N. Holland and R.S. Santos 2008a. Social status determines behaviour and habitat usage in a temperate parrotfish: implications for marine reserve design. *Marine Ecology Progress Series* 359: 215-227.
- Afonso, P., T. Morato and R.S. Santos 2008b. Spatial patterns in reproductive traits of the temperate parrotfish *Sparisoma cretense*. *Fisheries Research* 90: 92-99.
- Agus, B., M. Mereu, R. Cannas, A. Cau, E. Coluccia, M.C. Follesa and D. Cuccu 2018. Age determination of *Loligo vulgaris* and *Loligo forbesii* using eye lens analysis. *Zoomorphology* 137: 63-70.
- Alagaraja, K. 1984. Simple methods for estimation of parameters for assessing exploited fish stocks. *Indian Journal of Fisheries* 31: 177-208.
- Alekseev, F.E., E.I. Alekseeva, I.A. Trunov and V.I. Shlibanov 1986. Macroscale water circulation, ontogenic geographical differentiation and population structure of alfoncino, *Beryx splendens* Lowe, in the Atlantic Ocean. ICES/CM 1986/C:10, 16 pp.
- Allain, V. and P. Lorance 2000. Age estimation and growth of some deep-sea fish from the northeast Atlantic Ocean. *Cybiium* 24(3) Suppl.: 7-16.
- Allen, G.R. and M.V. Erdmann 2012. Reef fishes of the East Indies. Vols. 1-3. Perth, Australia: University of Hawaii Press, Tropical Reef Research.
- Along-Shtayer, G. 1988. Behavioralecological aspects of Mediterranean lobsters in the past and of slipper lobster *Scyllarides latus* in the present. Master's thesis. University of Haifa, Israel (in Hebrew with English abstract).
- Alverson, D.L. and M.J. Carney 1975. A graphic review of the growth and decay of population cohorts. *Journal du Conseil International pour l'Exploration de la Mer* 36: 133-143.
- Ball, A.O., M.G. Beal, R.W. Chapman and G.R. Sedberry 2007. Population structure of red porgy, *Pagrus pagrus*, in the Atlantic Ocean. *Marine Biology* 150: 1321-1332.
- Barão, R.C. 1999. Stock assessment of the blackbelly rosefish (*Helicolenus dactylopterus*, Delaroche, 1804) in the Azores. Bachelor thesis. University of the Algarve, Faro, Portugal. 43 pp. (in Portuguese).
- Barreiros, J.P., T. Morato, R.S. Santos and A.E. Borba 2003. Interannual changes in the diet of the almaco jack, *Seriola rivoliana* (Perciformes. Carangidae) from the Azores. *Cybiium* 27(1): 37-40.
- Bauchot, M.-L. and J.-C. Hureau 1990. Sparidae. In J.C. Quéro, J.C. Hureau, C. Karrer, A. Post, L. Saldanha (Eds.), Check-list of the fishes of the eastern tropical Atlantic (CLOFETA). Vol. 2. Paris, France: UNESCO.
- Besugo, A.I.C.P. 2013. Characterization of the black scabbardfish fishery in the Azores from 2008 to 2012. Master's thesis. University of the Azores, Horta, Portugal. 75 pp.
- Beverton, R.J.H. and S.J. Holt 1959. A review of the lifespan and mortality rates of fish in nature and their relation to growth and the other physiological characteristics. In: G.E.W. Wolstenholme, M. O'Conner (Eds.), Ciba Foundation Symposium - The Lifespan of Animals (Colloquia on Ageing). Vol. 5. London: J&A Churchill.
- Bradai, M.N. and A. Bouain 1991. Reproduction de *Scorpaena porcus* (Linné, 1758) et de *Scorpaena scrofa* (Linné, 1758) (Pisces, Scorpaenidae) du Golfe de Gabes. *Oebalia* 17: 167-180.
- Brierley, A.S., J.P. Thorpe, G.J. Pierce, M.R. Clarke and R.R. Boyle 1995. Genetic variation in the neritic squid *Loligo forbesi* (Myopsida: Loliginidae) in the northeast Atlantic Ocean. *Marine Biology* 122: 79-86.
- Brierley, A.S., J.P. Thorpe, M.R. Clarke and H.R. Martins 1993. A preliminary biochemical genetic investigation of the population structure of *Loligo forbesi* Steenstrup, 1856 from the UK and the Azores. Pp. 61-69 in: Okutani T., R.K. O'Dor and T. Kubodera (Eds). Recent advances in cephalopod fishery biology. Tokyo: Tokai University Press. pp. 61-69.
- Cadrin, S.X. and M. Dickey-Collas 2015. Stock assessment methods for sustainable fisheries. *ICES Journal of Marine Science* 72: 1-6.
- Carpenter, K.E. and N. De Angelis (Eds). 2014. The living marine resources of the Eastern Central Atlantic. Vol. 1. Introduction, crustaceans, chitons and cephalopods. FAO Species Identification Guide for Fishery Purposes. Rome, Italy: FAO. 663 pp.
- Carpenter, K.E. and N. De Angelis (Eds). 2016. The living marine resources of the Eastern Central Atlantic. Vol. 4: Bony fishes part 2 (Perciformes to Tetradontiformes) and Sea turtles. FAO Species Identification Guide for Fishery Purposes. Rome, Italy: FAO. pp. 2343-3124.

- Carreira, G.P. 2010. Molecular genetic diversity and shell shape variation in *Patella* limpets (Mollusca: Patellogastropoda): Evolutionary inferences and tools for species conservation in the North East Atlantic Ocean Archipelagos. PhD thesis. University of the Azores, Horta, Portugal. 359 pp.
- Carreira, G.P., P.W. Shaw, J.M. Gonçalves and N.J. McKeown 2017. Congruent Molecular and Morphological Diversity of Macaronesian Limpets: Insights into eco-evolutionary Forces and Tools for Conservation. *Frontiers in Marine Science* 4: 75. doi: 10.3389/fmars.2017.00075
- Carvalho, N., N.G. Perrota and E.J. Isidro 2002. Age, growth and maturity in the chub mackerel (*Scomber japonicus* Houttuyn, 1782) from the Azores. *Arquipelago. Life and Marine Sciences* 19A: 93-99.
- Casadevall, M., L. Sarrà-Alarcón, E. Delgado and J. Matallanas 2017. The sexual segregation of the European eel, *Conger conger* (Linnaeus, 1758) (Anguilliformes, Congridae) and female semelparity in the north-west Mediterranean. *Journal of Fisheries Research* 1(1): 5-14.
- Castro, J.J. 1993. Feeding ecology of chub mackerel *Scomber japonicus* in the Canary Islands area. *South African Journal of Marine Science* 13(1): 323-328.
- Castro, J.J. and A.T. Santana, (Eds). 2000. Synopsis of biological data on the chub mackerel (*Scomber japonicus* Houttuyn, 1782). FAO Fisheries Synopsis 157. Rome, Italy: FAO. 77 pp.
- Catarino, D., S. Stefanni and G.M. Menezes 2013. Size distribution and genetic diversity of the offshore rockfish (*Pontinus kuhlii*) from three Atlantic archipelagos and seamounts. *Deep Sea Research Part II: Topical Studies in Oceanography* 98: 160-169.
- Cau, A. and P. Manconi 1983. Sex ratio and spatial displacement in *Conger conger* (L., 1758). *Rapports et procès-verbaux des réunions Commission internationale pour l'exploration scientifique de la Mer Méditerranée* 28: 93-96.
- Cau, A. and P. Manconi 1984. Relationship of feeding, reproductive cycle and bathymetric distribution in *Conger conger*. *Marine Biology* 81: 147-151.
- Cervigón, F. 1993. *Los peces marinos de Venezuela*. Vol. 2. Caracas, Venezuela: Fundación Científica Los Roques. 497 pp.
- Charnov, E.L. and D. Berrigan 1990. Dimensionless numbers and life history evolution: age of maturity versus the adult lifespan. *Evolutionary Ecology* 4: 273-275.
- Chevolot, M., G. Hoarau, A.D. Rijnsdorp, W.T. Stam, J.L. Olsen 2006. Phylogeography and population structure of thornback rays (*Raja clavata* L., Rajidae). *Molecular Ecology* 15: 3693-3705.
- Claro, R. 1994. Características generales de la ictiofauna. In R. Claro (Ed.) Ecología de los peces marinos de Cuba. Instituto de Oceanología Academia de Ciencias de Cuba and Centro de Investigaciones de Quintana Roo.
- Coad, B.W. and J.D. Reist 2004. Annotated list of the arctic marine fishes of Canada. *Canadian Manuscript Report of Fisheries and Aquatic Sciences* 2674. 112 pp.
- Cohen, D.M. 1986. Moridae. In P.J.P. Whitehead, M.-L. Bauchot, J.-C. Hureau, J. Nielson, E. Tortonese (Eds). Fishes of the North-eastern Atlantic and the Mediterranean. Paris, France: Unesco.
- Cohen, D.M., T. Inada, T. Iwamoto and N. Scialabba 1990. FAO species catalogue. Vol. 10. Gadiform fishes of the world (Order Gadiformes). An annotated and illustrated catalogue of cods, hakes, grenadiers and other gadiform fishes known to date. *FAO Fisheries Synopsis* 125(10). Rome, Italy: FAO. 442 pp.
- Collette, B.B., Nauen, C. 1983. Scombrids of the world. An annotated and illustrated catalogue of tunas, mackerels, bonitos and related species known to date. FAO Species Catalogue. FAO Fisheries Synopsis 125(2). Rome, Italy: FAO. 137 pp.
- Collette, B.B. 1986. Scombridae. In: P.J.P. Whitehead, M.L. Bauchot, J.C. Hureau, J. Nielsen, E. Tortonese (Eds). *Fish of the North-eastern Atlantic and the Mediterranean*. Paris, France: UNESCO.
- Collins, M.A., G.M. Burnell and P.G. Rodhouse 1995. Age and growth of the squid *Loligo forbesi* (Cephalopoda: Loliginidae) in Irish waters. *Journal of the Marine Biological Association of the United Kingdom* 75(03): 605-620.
- Correia, A., E. Isidro, C. Antunes and J. Coimbra 2002. Age, growth, distribution and ecological aspects of *Conger conger* leptocephali collected in the Azores, based on otolith analysis of premetamorphic specimens. *Marine Biology* 141: 1141-1151.
- Correia, A.T., A.A. Ramos, F. Barros, G. Silva, P. Hamer, P. Morais, R.L. Cunha and R. Castilho 2012. Population structure and connectivity of the European conger eel (*Conger conger*) across the north-eastern Atlantic and western Mediterranean: integrating molecular and otolith elemental approaches. *Marine Biology* 159: 1509-1525.
- Correia, A.T., S. Manso and J. Coimbra 2009. Age, growth and reproductive biology of the European conger eel (*Conger conger*) from the Atlantic Iberian waters. *Fisheries Research* 99: 196-202.
- Costa, G.M.S. 1997. Age and growth study of the grouper *Serranus atricauda* (Günther, 1874) from the Azores. Bachelor thesis. University of the Azores, Angra do Heroísmo, Portugal. 46 pp. (in Portuguese).
- Cubillos, L.A. 2003. An approach to estimate the natural mortality rate in fish stocks. *Naga, Worldfish Center Quarterly* 26: 17-19.
- Cubillos, L.A., R. Alarcon and A. Brante 1999. Empirical estimates of natural mortality for the Chilean hake (*Merluccius gayi*): evaluation of precision. *Fisheries Research* 42: 147-153.
- D'Onghia, G., A. Indennidate and A. Giove 2011. Distribution and behaviour of deep-sea benthopelagic fauna observed using towed cameras in the Santa Maria di Leuca cold-water coral province. *Marine Ecology Progress Series* 443: 95-110.

- Daniel, E.A. 2003. Sexual maturity, spawning dynamics, and fecundity of red porgy, *Pagrus pagrus*, off the southeastern United States. Master's thesis. Charleston: University of Charleston.
- De Girolamo, M., M. Scaggiante, and M. Rasotto 1999. Social organization and sexual pattern in the Mediterranean parrotfish *Sparisoma cretense* (Teleostei: Scaridae). *Marine Biology* 135: 353–360.
- Della Santina, P., C. Sonni, G. Sartoni and G. Chelazzi 1993. Food availability and diet composition of three coexisting Mediterranean limpets (*Patella* spp.). *Marine Biology* 116: 87–95.
- Demestre, M., B. Moll, L. Recasens and P. Sanchez 1993. Life history and fishery of *Lepidopus caudatus* (Pisces: in the Catalan Sea (Northwestern Mediterranean). *Marine Biology* 115: 23–32.
- Demirhan, S.A., S. Engin, K. Seyhan, E. Akamca 2005. Some biological aspects of thornback ray (*Raja clavata* L., 1758) in the Southeastern Black Sea. *Turkish Journal of Fisheries and Aquatic Sciences* 5: 75–83.
- Dias, C. 2006. Biological characterization of the black scabbardfish (*Aphanopus carbo* Lowe, 1839) and implementation of a manufacturing industry for the species. Internal Report. Horta Professional School, Horta, Portugal. 37 pp. (in Portuguese).
- Djabali, F., A. Mehailia, M. Koudil, B. Brahmi 1993. Empirical equations for the estimation of natural mortality in Mediterranean teleosts. *Naga, Worldfish Center Quarterly* 16: 35–37.
- Dürr, J. and J.A. González 2002. Feeding habits of *Beryx splendens* and *Beryx decadactylus* (Berycidae) off the Canary Islands. *Fisheries Research* 54: 363–374.
- Enes, M.J.S. 2015. Desenvolvimento do Método de Índice de Qualidade (“QIM – Quality Index Method”) para as lapas (*Patella candei* e *Patella aspera*) e estudo das suas condições de transporte. Master's thesis. University of the Azores, Horta, Portugal. 71 pp. (in Portuguese).
- Eschmeyer, W.N. and L.J. Dempster 1990. Scorpaenidae. In J.C. Quero, J.C. Hureau, C. Karrer, A. Post, L. Saldanha (Eds.), Check-list of the fishes of the eastern tropical Atlantic (CLOFETA). Vol. 2. Paris, France: UNESCO.
- Espino, F., J.A. González, R. Haroun and F. Tuya, 2015. Abundance and biomass of the parrotfish *Sparisoma cretense* in seagrass meadows: temporal and spatial differences between seagrass interiors and seagrass adjacent to reefs. *Environmental Biology of Fishes* 98: 121–133.
- Estácio, S., A. Mendonça, H. Krug, G.M. Menezes and M.R. Pinho 2001. Aspects of the reproduction of six exploited demersal fish species in the Azores archipelago. *Arquipelago. Life and Marine Sciences. Supplement 2 (Part B)*: 83–94.
- Estácio, S.V. 1996. Reading statoliths of Azorean veined squid to study age and growth and chemical marking experiments. Bachelor thesis. University of the Algarve, Faro, Portugal. 69 pp. (in Portuguese).
- Esteves, E., J. Aníbal, H. Krug and H.M Silva 1997. Aspects of age and growth of bluemouth, *Helicolenus dactylopterus dactylopterus* (Delaroche, 1809) from the Azores. *Arquipelago. Life and Marine Sciences* 15A: 83–95.
- EU. 2008. Council Regulation (EC) No 199/2008 of 25 February 2008 concerning the establishment of a Community framework for the collection, management and use of data in the fisheries sector and support for scientific advice regarding the Common Fisheries Policy. *Official Journal of the European Union L* 60: 1–12.
- FAO. 1974. Manual of Fisheries Science. Part 2 - Methods of Resource Investigation and their Application. Rome, Italy: FAO.
- FAO. 2016. Global review of alfoncino (*Beryx* spp.), their fisheries, biology and management. R. Shotton (Ed.). FAO Fisheries and Aquaculture Circular No. 1084. Rome, Italy: FAO.
- Faria, J., E. Froufe, F. Tuya, P. Alexandrino and M. Pérez-Losada 2013. Panmixia in the Endangered Slipper Lobster *Scyllarides latus* from the Northeastern Atlantic and Western Mediterranean. *Journal of Crustacean Biology* 33(4): 557–566.
- Farias, I., I. Figueiredo, T. Moura, L. Serrano Gordo, A. Neves, B. Serra-Pereira 2006. Diet comparison of four ray species (*Raja clavata*, *Raja brachyura*, *Raja montagui* and *Leucoraja naevus*) caught along the Portuguese continental shelf. *Aquatic Living Resources* 19(2): 105–114.
- Fernandez-Arcaya, U., G. Rotllant, E. Ramirez-Llodra, L. Recasens, J. Aguzzi, M.M. Flexas, A. Sanchez-Vidal, P. López-Fernández, J.A. García and J.B. Company 2013. Reproductive biology and recruitment of the deep-sea fish community from the NW Mediterranean continental margin. *Progress in Oceanography* 118: 222–234.
- Ferraz, R.R. 1998. Assessment of limpet resources – *Patella ulyssiponensis aspera* (Christiaens, 1973) and *Patella candei candei* (Röding, 1798) – in the Azores archipelago. Bachelor thesis. University of the Algarve, Faro, Portugal. 63 pp. (in Portuguese).
- Figueiredo, C. 2012. Biology (age and growth), reproduction and fishery characterization of the silver scabbardfish, *Lepidopus caudatus* (Euphrasen, 1788) in the Azores archipelago. Master's thesis. University of the Azores, Horta, Portugal. 103 pp. (in Portuguese).
- Figueiredo, C., Diogo, H., Pereira, J.G., Higgins, R.M. 2015. Using information-based methods to model age and growth of the silver scabbardfish, *Lepidopus caudatus*, from the mid-Atlantic Ocean. *Marine Biology Research* 11(1): 86–96.
- Figueiredo, I., P. Bordalo-Machado, S. Reis, D. Sena-Carvalho, T. Blasdale, A. Newton and L.S. Gordo 2003. Observations on the reproductive cycle of the black scabbardfish (*Aphanopus carbo* Lowe, 1839) in the NE Atlantic. *ICES Journal of Marine Science* 60: 774–779.
- Fischer, W., G. Bianchi, and W.B. Scott (Eds). 1981. *FAO species identification sheets for fishery purposes*. Eastern Central Atlantic, fishing areas 34, 47 (in part). Vols. 1–7. Canada Funds-in-Trust. Ottawa, Canada: Department of Fisheries and Oceans Canada, FAO. pag.var.

- Fischer, W., I. Sousa, C. Silva, A. de Freitas, J.M. Poutiers, W. Schneider, T.C. Borges, J.P. Feral and A. Massinga 1990. Fichas FAO de identificação de espécies para actividades de pesca. Guia de campo das espécies comerciais marinhas e de águas salobras de Moçambique. Rome, Italy: FAO. 424 pp.
- Fischer, W., M.-L. Bauchot and M. Schneider (Eds). 1987. Fiches FAO d'identification des espèces pour les besoins de la pêche. (Révision 1). Méditerranée et mer Noire. Zone de Pêche 37. Rome, Italy: FAO. 1529 p.
- Follesa, M.C., D. Cuccu, R. Cannas and A. Cau 2007. On the growth of the European spiny lobster, *Palinurus elephas* from Sardinian waters (central western Mediterranean Sea). *New Zealand Journal of Marine and Freshwater Research* 41: 377-383.
- Follesa, M.C., D. Cuccu, R. Cannas, A. Sabatini, A.M. Deiana and A. Cau 2009. Movement patterns of the spiny lobster *Palinurus elephas* (Fabricius, 1787) from a central western Mediterranean protected area. *Scientia Marina* 73(3): 499-506.
- Fontes, J., M. Schmiing and P. Afonso 2014. Permanent aggregations of a pelagic predator at shallow seamounts. *Marine Biology* 161: 1349-1360.
- Fricke, R., W.N. Eschmeyer and R. Van der Laan (Eds). 2020. Eschmeyer's Catalog of Fishes: Genera, Species, References. (<http://researcharchive.calacademy.org/research/ichthyology/catalog/fishcatmain.asp>). Electronic version accessed 15 July 2020.
- Friess, C. and G.R. Sedberry 2011a. Genetic evidence for a single stock of the deep-sea teleost *Beryx decadactylus* in the North Atlantic Ocean as inferred from mtDNA control region analysis. *Journal of Fish Biology* 78: 466-478.
- Friess, C. and G.R. Sedberry 2011b. Age, growth and spawning season of red bream (*Beryx decadactylus*) off the Southeastern United States. *Fishery Bulletin* 109: 20-33.
- Froese, R. and D. Pauly (Eds). 2019. FishBase. World Wide Web electronic publication. www.fishbase.org, (12/2019).
- Froufe, E., P. Cabezas, P. Alexandrino and M. Pérez-Losada 2011. Comparative phylogeography of three achelata lobster species from Macaronesia (North East Atlantic). In: C. Held, S. Koenemann, C.D. Schubart (Eds). *Phylogeography and Population Genetics in Crustacea*. Boca Raton, Florida: CRC Press.
- Galaktionov, G.Z. 1984. Features of the schooling behavior of the Alfonsino, *Beryx splendens* (Berycidae), in the thalassobathyal depths of the Atlantic Ocean. *Journal of Ichthyology* 24: 148-151.
- García, A., J. Pereira, A. Canha, D. Reis and H. Diogo 2015. Life history parameters of blue jack mackerel *Trachurus picturatus* (Teleostei: Carangidae) from north-east Atlantic. *Journal of the Marine Biological Association of the United Kingdom* 95(2): 401-410.
- García-Díaz, M., J.A. González, M.J. Lorente and V.M. Tuset 2006. Spawning season, maturity sizes, and fecundity in blacktail comber (*Serranus atricauda*) (Serranidae) from the eastern-central Atlantic. *Fishery Bulletin* 104: 159-166.
- García-Díaz, M.M., M.J. Lorente, J.A. González and V.M. Tuset 2002. Morphology of the ovotestis of *Serranus atricauda* (Teleostei, Serranidae). *Aquatic Sciences* 64: 87-96.
- Gislason, H., N. Daan, J.C. Rice and J.G. Pope 2010. Size, growth, temperature and the natural mortality of marine fish. *Fish and Fisheries* 11: 149-158.
- Golani, D., L. Orsi Relini, E. Massuti and J.P. Quignard 2002. Fishes. In: F. Briand (Ed.) CIESM atlas of exotic species in the Mediterranean. Vol. 1. Monaco: CIESM Publishers. 256 pp.
- Goñi, R. and D. Latrouite, 2005. Review of the biology, ecology and fisheries of *Palinurus* spp. species of European waters: *Palinurus elephas* (Fabricius, 1787) and *Palinurus mauritanicus* (Gruvel, 1911). *Les Cahiers de Biologie Marine* 46: 127-142.
- Goñi, R., A. Quetglas and O. Reñones 2003. Size at maturity, fecundity and reproductive potential of a protected population of the spiny lobster *Palinurus elephas* (Fabricius, 1787) from the western Mediterranean. *Marine Biology* 143: 583-592.
- González, J.A. 1991. Biología y pesquería de la vieja, *Sparisoma (Euscarus) cretense* (Linnaeus, 1758) (Osteichthyes, Scaridae), en las Islas Canarias. PhD thesis. Universidad de La Laguna, Tenerife, Spain
- González, J.A. 1993. *Sparisoma (Euscarus) cretense* (L.) (Pisces, Scaridae): Zoogeografía y ciclo reproductor en las Islas Canarias. *Cour Forsch Senckenberg* 159: 429-435.
- González, J.A., I.J. Lozano, J.M. Lorenzo, L.J. López-Abellán, J.M. Bautista, D. Carvalho, M.J. Bischoito and G. Menezes 1998. Biology of some Macaronesian deep-sea commercial species. Final Report. Study Contract 95/032. Telde, Gran Canaria: Instituto Canario de Ciencias Marinas, Gobierno de Canarias. 363 pp.
- González, J.A., V. Rico, J.M. Lorenzo, S. Reis, J.G. Pajuelo, M. Afonso Dias, A. Mendonça, H.M. Krug and M.R. Pinho 2003. Sex and reproduction of the alfonsino *Beryx splendens* (Pisces, Berycidae) from the Macaronesian archipelagos. *Journal of Applied Ichthyology* 19: 104-108.
- González-Vicente, L., D. Díaz, S. Mallol and R. Goñi 2012. Tag loss in the lobster *Palinurus elephas* (Fabricius, 1787) and implications for population assessment with capture-mark-recapture methods. *Fisheries Research* 129-130: 1-7.
- Gordon, J.D.M. and J.A.R. Duncan 1985. The biology of fish of the family Moridae in the deep-water of the Rockall Trough. *Journal of Marine Biological Association of the United Kingdom* 65: 475-485.
- Göthel, H. 1992. Fauna marina del Mediterráneo. Barcelona, Spain: Ediciones Omega, S.A.. 319 pp.
- Grau, A., 1992. Aspectos histológicos, ciclo reproductor y principales procesos patológicos de *Seriola dumerilii*,

- Risso 1810 (Carangidae). PhD thesis. Faculty of Veterinary, Universitat Autònoma de Barcelona, Spain. 451 pp.
- Groeneveld, J.C. 2000. Stock assessment, ecology and economics as criteria for choosing between trap and trawl fisheries for spiny lobster *Palinurus delagoae*. *Fisheries Research* 48: 141–155.
- Guéguen, J. 1969. Croissance de la dorade, *Pagellus centrodontus* Delaroche. *Revue des Travaux de l'Institut des Pêches Maritimes* 33: 251–264.
- Guerra, M.T. and M.J. Gaudencio 1986. Aspects of the ecology of *Patella* spp. on the Portuguese coast. *Hydrobiologia* 142: 57–69. doi: 10.1007/BF00026747
- Guidetti, P. and F. Boero 2002. Spatio-temporal variability in abundance of the parrotfish, *Sparisoma cretense*, in SE Apulia (SE Italy, Mediterranean Sea). *Italian Journal of Zoology* 69: 229–232.
- Gunderson, D.R. and P.H. Dygert 1988. Reproductive effort as a predictor of natural mortality rate. *Journal du Conseil International pour l'Exploration de la Mer* 44: 200–209.
- Hawkins, S., H. Corte-Real, F. Pannacciulli, L.C. Weber and J.D.D. Bishop 2000. Thoughts on the ecology and evolution of the intertidal biota of the Azores and other Atlantic islands. *Hydrobiologia* 440: 3–17.
- Hawkins, S.J., L.P. Burnay, A.I. Neto, R. Tristão da Cunha and A. Frias Martins 1990. A description of the zonation patterns of molluscs and other important biota on the south coast of São Miguel, Azores. *Açoreana* suppl.: 21–38.
- Hewitt, D.A. and J.M. Hoenig 2005. Comparison of two approaches for estimating natural mortality based on longevity. *Fishery Bulletin* 103: 433–437.
- Higgins, R., E. Isidro, G. Menezes and A. Correia 2013. Otolith elemental signatures indicate population separation in deep-sea rockfish, *Helicolenus dactylopterus* and *Pontinus kuhlii*, from the Azores. *Journal of Sea Research* 83: 202–208.
- Hoenig, J.M. 1983. Empirical use of longevity data to estimate total mortality rates. *Fishery Bulletin* 82: 898–903.
- Holthuis, L.B. 1991. FAO Species Catalogue. Vol. 13. Marine lobsters of the world. An annotated and illustrated catalogue of species of interest to fisheries known to date. *FAO Fisheries Synopsis* 125(13). Rome, Italy: FAO. 292 pp.
- Hureau, J.-C. and N.I. Litvinenko 1986. Scorpaenidae. In P.J.P. Whitehead, M.-L. Bauchot, J.-C. Hureau, J. Nielsen, E. Tortonese (Eds.), *Fishes of the North-eastern Atlantic and the Mediterranean*. Vol 3. Paris, France: UNESCO.
- ICES. 2000. Report of the Study Group on the Biology and Assessment of Deep-Sea Fisheries Resources. ICES CM 2010/ACFM: 8. 206 pp.
- ICES. 2010. Report of the Working Group on the Biology and Assessment of Deep-Sea Fisheries Resources (WGDEEP). ICES CM 2000/ACOM: 17. 613 pp.
- ICES. 2012. Report of the Working Group on the Biology and Assessment of Deep-Sea Fisheries Resources (WGDEEP). ICES CM 2012/ACOM: 17. 929 pp.
- ICES. 2015a. Report of the Working Group on Biology and Assessment of Deep-sea Fisheries Resources (WGDEEP), 20–27 March 2015, Copenhagen, Denmark. ICES/CM 2015/ACOM:17. 738 pp.
- ICES. 2015b. Blue jack mackerel (*Trachurus picturatus*) in Subdivision 10.a.2 (Azores grounds). Stock annex. Available at http://ices.dk/sites/pub/Publication%20Reports/Stock%20Annexes/2017/jaa.27.10a2_SA.pdf
- ICES. 2015c. Report of the Workshop on Age reading of Horse Mackerel, Mediterranean Horse Mackerel and Blue Jack Mackerel (*Trachurus trachurus*, *T. mediterraneus* and *T. picturatus*) (WKARHOM2), 26–30 October 2015, Santa Cruz de Tenerife, Canary Islands, Spain. ICES/CM 2015/SSGIEOM:14. 93 pp.
- ICES. 2015d. Report of the Working Group on Elasmobranch Fishes (WGEF), 17–23 June 2015, Lisbon, Portugal. ICES/CM 2015/ACOM:19. 711 pp.
- ICES. 2019. Working Group on Southern Horse Mackerel, Anchovy and Sardine (WGHANSA). ICES Scientific Reports. 1:34. 653 pp. doi: 10.17895/ices.pub.4983
- ICES. 2020a. Report of the Working Group on the Biology and Assessment of Deep-Sea Fisheries Resources (WGDEEP). ICES Scientific Reports 2:38. 928 pp.
- ICES. 2020b. Report of the Working Group on Elasmobranchs (WGEF). ICES Scientific Reports. 2:77. 789 pp.
- ICES. 2020c. Workshop on Atlantic chub mackerel (*Scomber colias*) (WKCOLIAS). ICES Scientific Reports. 2:20. 283 pp.
- ICES. 2020d. Black scabbardfish (*Aphanopus carbo*) in subareas 1, 2, 4–8, 10, and 14, and divisions 3.a, 9.a, and 12.b (Northeast Atlantic and Arctic Ocean). Stock annex. Available at https://www.ices.dk/sites/pub/Publication%20Reports/Stock%20Annexes/2020/bsf-nea_SA.pdf
- Infante, C., E. Blanco, E. Zuasti, A. Crespo and M. Machado 2007. Phylogenetic differentiation between Atlantic *Scomber colias* and Pacific *Scomber japonicus* based on nuclear DNA sequences. *Genetica* 130: 1–8.
- Isidro, E. J. 1989. Growth and reproduction of *Helicolenus dactylopterus* (Delaroche, 1809). Internal Report. Universidade dos Açores, Horta, Portugal. 40 pp. (in Portuguese).
- Isidro, E.J. 1996. Biology and population dynamics of selected demersal fish species of the Azores archipelago. PhD thesis. University of Liverpool, England. 249 pp.
- Isidro, E.J., 1987. Age and Growth of the Bluemouth, *Helicolenus dactylopterus dactylopterus* (Delaroche, 1809) off the Azores. ICES/CM 1987/G:63. 6 pp.
- Isidro, H.A. 1990a. Age and growth of *Trachurus picturatus* (Bowdich, 1825) (Teleostei: Carangidae) from the Azores *Arquipélago. Life and Earth Sciences* 8: 45–54.

- Isidro, H.A. 1990b. Study of the blue jack mackerel (*Trachurus picturatus* Bowdich, 1825) (Teleostei: Carangidae) from the Azores. Internal Report. Universidade dos Açores, Horta, Portugal. 64 pp. (in Portuguese).
- Jensen, A.L. 1996. Beverton and Holt life history invariants result from optimal tradeoff of reproduction and survival. *Canadian Journal of Fisheries and Aquatic Sciences* 53: 820–822.
- Jereb, P., A.L. Allcock, E. Lefkaditou, U. Piatkowski, L.C. Hastie and G.J. Pierce (Eds). 2015. Cephalopod biology and fisheries in Europe: II. Species Accounts. ICES Cooperative Research Report 325. 360 pp.
- Jerez, S., M. Samper, F.J. Santamaria, J.E. Villamandos, J.R. Cejas and B.C. Felipe 2006. Natural spawning of greater amberjack (*Seriola dumerili*) kept in captivity in the Canary Islands. *Aquaculture* 252(2-4): 199–207.
- Jurado-Ruzafa, A. and M.T. García Santamaria 2013. Reproductive biology of the blue jack mackerel, *Trachurus picturatus* (Bowdich, 1825), off the Canary Islands. *Journal of Applied Ichthyology* 29(3): 526–531.
- Kelly, C.J., P.L. Connolly and M.W. Clarke 1998. The deep water fisheries of the Rockall trough: some insights gleaned from Irish survey data. ICES/CM 1998/O:40. 22 pp.
- Kokokiris, L., S. Bruslé, M. Kentouri and A. Fostier 1999. Sexual maturity and hermaphroditism of the red porgy *Pagrus pagrus* (Teleostei: Sparidae). *Marine Biology* 134: 621–629.
- KrstulovićŠifner, S., N. Vrgoč, V. Dadić, I. Isajlović, M. Peharda and C. Piccinetti 2009. Long-term changes in distribution and demographic composition of thornback ray, *Raja clavata*, in the northern and central Adriatic Sea. *Journal of Applied Ichthyology* 25: 40–46.
- Krug H.M. 1990. The Azorean blackspot seabream *Pagellus bogaraveo* (Brünnich, 1768) (Teleostei, Sparidae). Reproductive cycle, hermaphroditism, maturity and fecundity. *Cybium* 14(2): 151–159.
- Krug, H., D. Carvalho and J.A. González 2010. Age and growth of the alfonsino *Beryx decadactylus* (Cuvier, 1829) from the Azores, Madeira and Canary Islands, based on historical data. *Arquipelago. Life and Marine Sciences* 28: 25–31.
- Krug, H., D. Rosa, G. Menezes and M. Pinho 1998. Age and growth of some demersal species of the Azores. ICES/CM 1998/O:84. 11 pp.
- Krug, H.M. 1983. Preliminary studies of the blackspot seabream, *Pagellus bogaraveo* (Brünnich, 1768) in Azorean waters. ICES/CM 1983/G:7. 8 pp.
- Krug, H.M. 1985. Age and growth of the blackspot seabream, *Pagellus bogaraveo* (Brünnich, 1768) in Azorean waters. ICES/CM 1985/G:71. 13 pp.
- Krug, H.M. 1986a. Reproduction of the blackspot seabream, *Pagellus bogaraveo* (Brünnich, 1768) in Azorean waters. ICES/CM 1986/G:61. 11 pp.
- Krug, H.M. 1986b. The Azorean blackspot seabream, *Pagellus bogaraveo* (Brünnich, 1768) from the Azores waters: growth and reproduction. Internal report. University of the Azores, Horta, Portugal. 93 pp. (in Portuguese).
- Krug, H.M. 1989. The Azorean blackspot seabream, *Pagellus bogaraveo* (Brünnich, 1768) (Teleostei: Sparidae): age and growth. *Cybium* 13: 347–355.
- Krug, H.M. 1998. Variation in the reproductive cycle of the blackspot seabream, *Pagellus bogaraveo* (Brünnich, 1768) in the Azores. *Arquipelago. Life and Marine Sciences* 16A: 37–47.
- Krug, H.M. and H.M. Silva. 1988. Virtual population analysis of *Pagellus bogaraveo* (Brünnich, 1768) from the Azores. ICES/CM 1988/G:19. 8 pp.
- Krug, H.M. and H.M. Silva. 1989. Assessment of the Azorean stock of blackspot seabream. Pp. 231–238. In: Secretaria Regional de Agricultura e Pescas dos Açores (Ed.). 9ª Semana das Pescas dos Açores, Horta, Portugal. 305 pp. (in Portuguese).
- Krug, H.M., A. Mendonça, S. Estácio, G. Menezes and M. Pinho. 2000. Age, growth and reproduction of six deep water species in the Azores. Working Document of the ICES study group on the biology and assessment of deep-sea fisheries resources. ICES/CM 2000/ACFM:8. 7 pp.
- Krug, H.M.N. 1994. Biology and Azorean stock assessment of blackspot seabream *Pagellus bogaraveo*. PhD thesis. University of the Azores, Horta, Portugal. 192 pp. (in Portuguese).
- Last, P.R., W.T. White, M.R. de Carvalho, B. Séret, M.F.W. Stehmann and G.J.P. Naylor (Eds). 2016. Rays of the world. Clayton, Australia: CSIRO Publishing, Comstock Publishing Associates. 790 pp.
- Lavie, B., R. Noy and E. Nevo 1987. Genetic variability in the marine gastropods *Patella coerulea* and *Patella aspera*: patterns and problems. *Marine Biology* 96: 367–370.
- Lazzari, A. and G. Barbera 1988. First data on the fishing of yellowtail (*Seriola dumerilii*) spawners in the Mediterranean basin. *Journal of Aquatic Food Product Technology* 2(1): 133 – 142.
- Lazzari, A. and G. Barbera 1989. Farming the Mediterranean yellowtail, *Seriola dumerilii* (Risso, 1810) in concrete ponds: results and perspectives. In N. De Pauw, E. Jaspers, H. Ackefors, N. Wilkins (Eds.), *Aquaculture: A Biotechnology in Progress*. Belgium: European Aquaculture Society.
- Lehodey, P. and R. Grandperrin 1996. Influence of temperature and ENSO events on the growth of the deep demersal fish alfonsino, *Beryx splendens*, off New Caledonia in the western tropical South Pacific Ocean. *Deep Sea Research Part I: Oceanographic Research Papers* 43: 49– 57.
- Lehodey, P., R. Grandperrin and P. Marchal 1997. Reproductive biology and ecology of a deep-demersal fish, alfonsino *Beryx splendens*, over the seamounts off New Caledonia. *Marine Biology* 128: 17–27.
- Lewis, J.R., R.S. Bowman, M.A. Kendall and P. Williamson 1982. Some geographical components in population dynamics: Possibilities and realities in some littoral species. *Netherlands Journal of Sea Research* 16: 18–28.
- Lieske, E. and R. Myers 1994. Collins Pocket Guide. Coral reef fishes. Indo-Pacific & Caribbean including the Red Sea. New York: Haper Collins Publishers. 400 pp.

- Lobão, A. 2000. Contribution to the knowledge of the age and growth of the silver scabbardfish (*Lepidopus caudatus*) (Euphrasen, 1788). Bachelor thesis. University of the Azores, Ponta Delgada, Portugal. 57 pp. (in Portuguese).
- López Abellán, L.J., M.T.G. Santamaría and P. Conesa 2001. Age and growth of *Pontinus kuhlii* (Bowdich, 1825) in the Canary Islands. *Scientia Marina* 65(4): 259-267.
- Lourinho, P.C.M. 1998. Reproduction study of the *Serranus atricauda* (Günther, 1874) from the Azores. Bachelor thesis. University of the Azores, Horta, Portugal. 56 pp. (in Portuguese).
- Machete, M., T. Morato and G. Menezes 2011. Experimental fisheries for black scabbardfish (*Aphanopus carbo*) in the Azores, Northeast Atlantic. *ICES Journal of Marine Science* 68: 302-308.
- Machete, M.A.G.C.C. 2007. Black scabbardfish: approach to an alternative resource in the Azores. Master's thesis. University of the Azores, Horta, Portugal. 64 pp.
- Maigret, J. and B. Ly 1986. Les poissons de mer de Mauritanie. Science Naturelles, Compiègne. 213 pp.
- Manooch, C.S. 1976. Reproductive cycle, fecundity, and sex ratios of the red porgy, *Pagrus pagrus* (Pisces: Sparidae) in North Carolina. *Fishery Bulletin* 74: 775-781.
- Manooch, C.S. and W.W. Hassler 1978. Synopsis of biological data on the red porgy, *Pagrus pagrus* (Linnaeus). *NOAA technical report National Marine Fisheries Service circular* 412: 1-19.
- Marandel, F., P. Lorance, M. Andreello, G. Charrier, S. Le Cam, S. Lehuta and V.M. Trenkel 2018. Insights from genetic and demographic connectivity for the management of rays and skates. *Canadian Journal of Fisheries and Aquatic Sciences* 75: 1291-1302.
- Marcelo, A.S.S. 1999. Stock assessment of the forkbeard *Phycis phycis* (Linnaeus, 1766) in the Azores archipelago. Bachelor thesis. University of the Algarve, Faro, Portugal. 41 pp. (in Portuguese).
- Marino, G., A. Mandich, A. Massari, F. Andaloro, S. Porrello, M.G. Finoia and F. Cevasco 1995. Aspects of reproductive biology of the Mediterranean amberjack (*Seriola dumerilii* Risso) during the spawning period. *Journal of Applied Ichthyology* 11(1-2): 9-24.
- Martins, G.M., C.D.G. Borges, M. Vale, P.A. Ribeiro, R.R. Ferraz, H.R. Martins, R.S. Santos and S.J. Hawkins 2017. Exploitation promotes earlier sex change in a protandrous patellid limpet, *Patella aspera* Röding, 1798. *Ecology and Evolution* 7: 3616-3622.
- Martin, H.R. 1978. Preliminary study of the Azorean population of "chicharro", *Trachurus picturatus* (Bowdich). Ms. DOP: 5pp. + 1 fig.
- Martins, H.R. 1982. Biological studies of the exploited stock of *Loligo forbesi* (Mollusca: Cephalopoda) in the Azores. *Journal of the Marine Biological Association of the United Kingdom* 62: 799-808.
- Martins, H.R. 1985a. Biological studies of the exploited stock of the Mediterranean locust lobster *Scyllarides latus* (Latreille, 1803) (Decapoda: Scyllaridae) in the Azores. *Journal of Crustacean Biology* 5(2): 294-305.
- Martins, H.R. 1985b. Some observations on the naupliosoma and phyllosoma larvae of the Mediterranean locust lobster, *Scyllarides latus* (Latreille, 1803), from the Azores. *ICES/CM* 1985/K:52. 13 pp.
- Martins, H.R., R.S. Santos and S.J. Hawkins 1987. Exploitation of limpets (*Patella* spp.) in the Azores with a preliminary analysis of the stocks. *ICES/CM* 1987/K:53. 18 pp.
- Massey, B.R. and P.L. Horn 1990. Growth and age structure of alfonso (*Beryx splendens*) from the lower east coast, North Island, New Zealand. *New Zealand Journal of Marine and Freshwater Research* 24: 121-136.
- Matic-Skoko, S., N. Stagicic, M. Kraljevic, A. Pallaoro and J. Dulcic 2015. The biological traits of the large red scorpionfish, *Scorpaena scrofa*: Temporal and ontogenetic dynamics. *Estuarine, Coastal and Shelf Science* 152: 91-99.
- Maul, G.E. 1981. Berycidae. In W. Fischer, G. Bianchi, W.B. Scott (Eds.), Fiches FAO d'Identification des Espèces pour les Besoins de la Pêche. Atlantique centre-est. Zones de pêche 34, 47 (en partie). Vol. 1. Ottawa, Canada: FAO.
- Maul, G.E. 1986. Berycidae. In P.J.P. Whitehead, M.L. Bauchot, J.C. Hureau, J. Nielsen, E. Tortonese (Eds.), Fishes of the Northeastern Atlantic and the Mediterranean. Vol. 2. Paris, France: UNESCO.
- McMillan, P.J. and A.C. Hart 1998. Summary of Biology and Commercial Landing, and a Stock Assessment of Ribald, *Mora moro* (Risso, 1810), in New Zealand Waters. New Zealand Fisheries Assessment Research Document 98/9, Ministry of Fisheries, Wellington.
- Medeiros-Leal, W.M., R. Santos, A. Novoa-Pabon, H. Silva and M. Pinho 2019. Population structure of the European conger (*Conger conger*) from the Azores: Can we consider a local stock? 42nd CIESM Congress, 2019. *Rapport du Congrès de la Commission Internationale Pour l'Exploration Scientifique de la Mer Méditerranée* 42: 212.
- Mendonça, A., E. Isidro, G. Menezes, M.R. Pinho, O. Melo and S. Estácio 2006. New contribution to the reproductive features of bluemouth *Helicolenus dactylopterus dactylopterus* from the northeast Atlantic (Azores Archipelago). *Scientia Marina* 70: 679-688.
- Mendonça, A., Estácio, S., Krug, H., Menezes, G.M., Branco, J., Pinho, M.R. 1998. Reproduction aspects of some demersal fishes captured in Azores archipelago. *ICES/CM* 1998/O:83. 12 pp.
- Menezes, G.M., A. Rogers, H. Krug, A. Mendonça, B.M. Stockley, E. Isidro, M.R. Pinho and A. Fernandes 2001. Seasonal changes in biological and ecological traits of demersal and deepwater fish species in the Azores. Final report, DG XIV/C/1 – Study contract 97-081. Universidade dos Açores, University of Southampton, Arquivos do D.O.P. – Série Estudos, Nº 1/2001, Horta.
- Micale, V., L. Genovese, M.C. Guerrero, R. Laura, G. Maricchiolo and U. Muglia 2011. The Reproductive Biology of *Pagellus bogaraveo*, a New Candidate Species for Aquaculture. *The Open Marine Biology Journal* 5: 42-46.
- Micale, V., L. Genovese, S. Greco and F. Perdichizzi 1993. Aspects of reproductive biology of the amberjack, *Seriola*

- dumerili* (Risso, 1810), Special Publication No. 19. In M. Carrillo, L. Dahle, J. Morales, P. Sorgeloos, N. Svennevig, J. Wyban (Eds.), From Discovery to Commercialization. Belgium: European Aquaculture Society.
- Mikahilin, S.V. 1976. On the methods of age determination of the frostfish, *Lepidopus caudatus*. *Voprosy Ikhtiologii* 16(2): 362-365.
- Monteiro, V.S. 2014. Ecology and fisheries of the forkbeard *Phycis phycis* (L., 1776) in the Azores region (ICES Xa2). Master's thesis. University of the Azores, Horta, Portugal. 96 pp.
- Morales-Nin, B. and D. Sena-Carvalho 1996. Age and growth of the black scabbard fish (*Aphanopus carbo*) off Madeira. *Fisheries Research* 25(3-4): 239–251.
- Morato, T., E. Solà, M. Grós and G. Menezes 2001a. Feeding habits of two congener species of seabreams, *Pagellus bogaraveo* and *Pagellus acarne*, off the Azores (Northeastern Atlantic) during spring of 1996 and 1997. *Bulletin of Marine Sciences* 69: 1073-1087.
- Morato, T., E. Solà, M.P. Grós and G. Menezes 1999. Diets of forkbeard (*Phycis phycis*) and conger eel (*Conger conger*) off the Azores during spring of 1996 and 1997. *Arquipelago. Life and Marine Sciences* 17A: 51-64.
- Morato, T., P. Afonso, P. Lourinho, J.P. Barreiros, R.S. Santos and R.D.M. Nash 2001b. Length–weight relationships for 21 coastal fish species of the Azores, north-eastern Atlantic. *Fisheries Research* 50: 297-302.
- Morato, T., R.S. Santos and J.P. Andrade 2000. Feeding habits, seasonal and ontogenetic diet shift of blacktail comber, *Serranus atricauda* (Pisces: Serranidae), from the Azores, north-eastern Atlantic. *Fisheries Research* 49(1): 51-59.
- Moreira, C., E. Froufe, P. Vaz-Pires, R. Triay-Portella and A.T. Correia 2020a. Landmark-based geometric morphometrics analysis of body shape variation among populations of the blue jack mackerel, *Trachurus picturatus*, from the North-East Atlantic. *Journal of Sea Research*, 101926.
- Moreira, C., P. Presa, A.T. Correia, P. Vaz-Pires and E. Froufe 2020b. Spatio-temporal microsatellite data suggest a multidirectional connectivity pattern in the *Trachurus picturatus* metapopulation from the Northeast Atlantic. *Fisheries Research* 225: 105499.
- Muñoz, M., C. Dimitriadis, M. Casadevall, S. Vila, E. Delgado, J. Lloret and F. Saborido-Rey 2010. Female reproductive biology of the bluemouth *Helicolenus dactylopterus dactylopterus*: spawning and fecundity. *Journal of Fish Biology* 77: 2423-2442.
- Murie, D.J. and D.C. Parkyn 2008. Age, growth and sex maturity of Greater Amberjack (*Seriola dumerili*) in the Gulf of Mexico. SEDAR33-RD13. North Charleston, SC: SEDAR. 41 pp.
- Mylonas, C.C., M. Papadaki, M. Pavlidis and P. Divanach (2004). Evaluation of egg production and quality in the Mediterranean red porgy (*Pagrus pagrus*) during two consecutive spawning seasons. *Aquaculture* 232: 637 – 649.
- Mytilineou, C., C.-Y. Politou, C. Papaconstantinou, S. Kavadas, G. D'Onghia and L. Sion 2005. Deep-water fish fauna in the Eastern Ionian Sea. *Belgian Journal of Zoology* 135(2): 229-233.
- Nakamura, I. and N.V. Parin 1993. FAO Species Catalogue. Vol. 15. Snake mackerels and cutlassfishes of the world (families Gempylidae and Trichiuridae). An annotated and illustrated catalogue of the snake mackerels, snoeks, escolars, gemfishes, sackfishes, domine, oilfish, cutlassfishes, scabbardfishes, hairtails, and frostfishes known to date. *FAO Fisheries Synopsis* 125(15). Rome, Italy: FAO. 136 pp.
- Navarro, M.R., B. Villamor, S. Myklevoll, J. Gil, P. Abaunza and J. Canoura 2012. Maximum size of Atlantic mackerel (*Scomber scombrus*) and Atlantic chub mackerel (*Scomber colias*) in the Northeast Atlantic. *Cybiurn* 36(2): 406–408.
- Neves, A., A.R. Vieira, I. Farias, I. Figueiredo, V. Sequeira and L.S. Gordo 2009. Reproductive strategies in black scabbardfish (*Aphanopus carbo* Lowe, 1839) from the NE Atlantic. *Scientia Marina* 73(S2): 19–31.
- Novoa-Pabon, A.M. 2015. Effects of natural mortality on the yield per recruit models. Master's thesis. University of the Azores, Horta, Portugal. 38 pp.
- O'Sullivan, S., C. Moriarty, R. FitzGerald, J. Davenport and M. Mulcahy 2003. Age, growth and reproductive status of the European conger eel, *Conger conger* (L.) in Irish coastal waters. *Fisheries Research* 64: 55–69.
- Özgül, A., A. Lök, T.T. Tanrikul and J. Alós 2019. Home range and residency of *Scorpaena porcus* and *Scorpaena scrofa* in artificial reefs revealed by fine-scale acoustic tracking. *Fisheries Research* 210: 22-30.
- Paiva, R.B., A. Neves, V. Sequeira, A.R. Vieira, M.J. Costa, I. Domingos and L.S. Gordo 2013. Age, growth and mortality of *Pontinus kuhlii* (Bowdich, 1825) (Scorpaeniformes: Scorpaenidae) in the Gorringe, Ampère, Unicorn and Lion seamounts. *Scientia Marina* 77(1): 95-104.
- Pajuelo J.G., J.A. González, J.I. Santana, J.M. Lorenzo, A. García-Mederos and V. Tuset 2008. Biological parameters of the bathyal fish black scabbardfish (*Aphanopus carbo* Lowe, 1839) off the Canary Islands, Central-east Atlantic. *Fisheries Research* 92: 140–147.
- Pajuelo, J.G. and J.M. Lorenzo 1996. Life history of the red porgy *Pagrus pagrus* (Teleostei: Sparidae) off the Canary Islands, central east Atlantic. *Fisheries Research* 28(2): 163–177.
- Palomares, M.L.D. and D. Pauly (Eds). 2019. SeaLifeBase. World Wide Web electronic publication. www.sealifebase.org (version 12/2019).
- Parin, N.V. 1986. Trichiuridae. In P.J.P. Whitehead, M.-L. Bauchot, J.-C. Hureau, J. Nielsen, E. Tortonese (Eds). *Fishes of the north-eastern Atlantic and the Mediterranean*. Vol. 2. Paris, France: UNESCO.
- Pauly, D. 1980. On the interrelationships between natural mortality, growth parameters, and environmental temperature in 175 fish stocks. *Journal du Conseil International pour l'Exploration de la Mer* 39: 174-192.

- Pauly, D. and C. Binohlan 1996. FishBase and AUXIM as tools for comparing the lifehistory patterns, growth and natural mortality of fish: applications to snappers and groupers. In F. Arreguín-Sánchez, J.L. Munro, M.C. Balgos, D. Pauly (Eds.), *Biology, Fisheries and Culture of Tropical Groupers and Snappers*. *International Center for Living Aquatic Resources Management, Conference Proceedings* 48: 218–243.
- Pawson, M.G. and J.R. Ellis 2005. Stock identity of elasmobranchs in the northeast Atlantic in relation to assessment and management. *Journal of Northwest Atlantic Fishery Science* 35: 173–193.
- Paxton, J.R., 1999. Berycidae. Alfonsinos. In K.E. Carpenter, V.H. Niem (Eds). *FAO species identification guide for fishery purposes*. The living marine resources of the WCP. Vol. 4. Bony fishes part 2 (Mugilidae to Carangidae). Rome, Italy: FAO.
- Pereira, J.G. and M.R. Pinho 2012. Statistics and biological data on the Alfonsinos, *Beryx decadactylus* and *Beryx splendens* from the Azores. Working document presented at the FAO International Workshop on Assessment and Management of Alfonsino Fisheries, 10 to 12 January 2012 FAO, Rome, Italy. 15 pp.
- Perera, C.B. 2008. Distribution and biology of Black scabbardfish (*Aphanopus carbo* Lowe, 1839) in the Northwest of Africa. Master's thesis. University of Lisbon, Portugal.
- Petrakis, G. and C. Papaconstantinou 1990. Biology of *Sparisoma cretense* in the Dodecanese (Greece). *Journal of Applied Ichthyology* 6: 14–23.
- Pham, C.K., G.P. Carreira, F.M. Porteiro, J.M. Gonçalves, F. Cardigos and H.R. Martins 2008. First description of spawning in a deep water loliginid squid, *Loligo forbesi* (Cephalopoda: Myopsida). *Journal of the Marine Biological Association of the United Kingdom* 89(01): 171–177.
- Pierce, G.J., R.S. Thorpe, L.C. Hastie, A.S. Brierley, A. Guerra, E.R. Boyle, R. Jamieson and P. Avila 1994. Geographic variation in *Loligo forbesi* in the Northeast Atlantic Ocean: analysis of morphometric data and tests of causal hypotheses. *Marine Biology* 119: 541–547.
- Pinho M.R. 2003. Abundance estimation and management of Azorean demersal species. PhD thesis. Department of Oceanography and Fisheries, University of the Azores, Horta, Portugal. 143 pp.
- Pinho, M., H. Diogo, J. Carvalho and J.G. Pereira 2014. Harvesting juveniles of blackspot sea bream (*Pagellus bogaraveo*) in the Azores (Northeast Atlantic): biological implications, management, and life cycle considerations. *ICES Journal of Marine Science* 71: 2448–2456.
- Pinho, M., W. Medeiros-Leal, M. Sigler, R. Santos, A. Novoa-Pabon, G. Menezes and H. Silva 2020. Azorean demersal longline survey abundance estimates: Procedures and Variability. *Regional Studies in Marine Science*. 39: 101443. doi: 10.1016/j.risma.2020.101443.
- Porteiro F.M. and H.R. Martins 1994. Biology of *Loligo forbesi* Steenstrup, 1856 (Mollusca: Cephalopoda) in the Azores: sample composition and maturation of squid caught by jigging. *Fisheries Research* 21: 103–114.
- Potts, J.C. and C.S. Manooch 2002. Estimated ages of red porgy (*Pagrus pagrus*) from fishery-dependent and fishery-independent data and a comparison of growth parameters. *Fishery Bulletin* 100(1): 81–89.
- Ralston, S. 1987. Mortality rates of snappers and groupers. In J.J. Polovina, S. Ralston (Eds.), *Tropical Snappers and Groupers: Biology and Fisheries Management*. Boulder: Westview Press.
- Randall, J.E. 1990. Scaridae. In J.C. Quero, J.C. Hureau, C. Karrer, A. Post and L. Saldanha (Eds). *Check-list of the fishes of the eastern tropical Atlantic (CLOFETA)*. Vol. 2. Paris, France: UNESCO. Randall, J.E. 1995. Coastal fishes of Oman. Honolulu, Hawaii: University of Hawaii Press. 439 pp.
- Ribeiro Santos, A. 2013. The Life History and Ecology of Black Scabbardfish (*Aphanopus carbo* Lowe, 1839) in the North-east Atlantic. PhD thesis. University College Cork, Ireland.
- Rico, V., J.M. Lorenzo, J.A. González, H.M. Krug, A. Mendonça, E. Gouveia, and M. Afonso Dias 2001. Age and growth of the alfonsino *Beryx splendens* Lowe, 1834 from the Macaronesian archipelagos. *Fisheries Research* 49: 233–240.
- Rikhter, V.A. and V.N. Efanov 1976. On one of the approaches to estimation of natural mortality of fish populations. *ICNAF Research Document* 76/VI/8, Serial No. 3777.
- Rjeibi, O. 2012. Biologie et dynamique des populations de la langouste rouge *Palinurus elephas* pêchée sur les côtes tunisiennes. Thèse de doctorat de l'Institut National Agronomique de Tunisie spécialité Halieutique, Tunisie. 281 pp.
- Rjeibi, O., A. Gaamour and H. Missaoui 2011. Etude de la croissance de la langouste rouge, *Palinurus elephas* dans les eaux tunisiennes. *Bulletin de l'Institut national des Sciences et Technologies de la Mer* 38: 41–54.
- Robins, C.R. and G.C. Ray 1986. A field guide to Atlantic coast fishes of North America. Boston, U.S.A: Houghton Mifflin Company. 354 pp.
- Rocha, F. and A. Guerra 1999. Age and growth of two sympatric squid *Loligo vulgaris* and *Loligo forbesi*, in Galician waters (north-west Spain). *Journal of the Marine Biological Association of the United Kingdom* 79: 697–707.
- Roff, D.A. 1984. The evolution of life history parameters in teleosts. *Canadian Journal of Fisheries and Aquatic Sciences* 41: 989–1000.
- Roo, J., H. Fernández-Palacios, D. Schuchardt, C. Hernández-Cruz and M. Izquierdo 2015. Influence of hormonal induction and broodstock feeding on longfin yellowtail *Seriola rivoliana* maturation, spawning quality and egg biochemical composition. *Aquaculture Nutrition* 21: 614–624.
- Roper, C.F.E., M.J. Sweeny, C.E. Nauen 1984. Cephalopods of the World: An Annotated and Illustrated Catalogue of Species of Interest to Fisheries. Rome, Italy: FAO.
- Rosa, A. 2002. Age and growth of thornback ray, *Raja clavata* (Linnaeus, 1758), in the Azores Archipelago. Bachelor thesis. University of Algarve, Faro, Portugal. 60 pp. (in Portuguese).

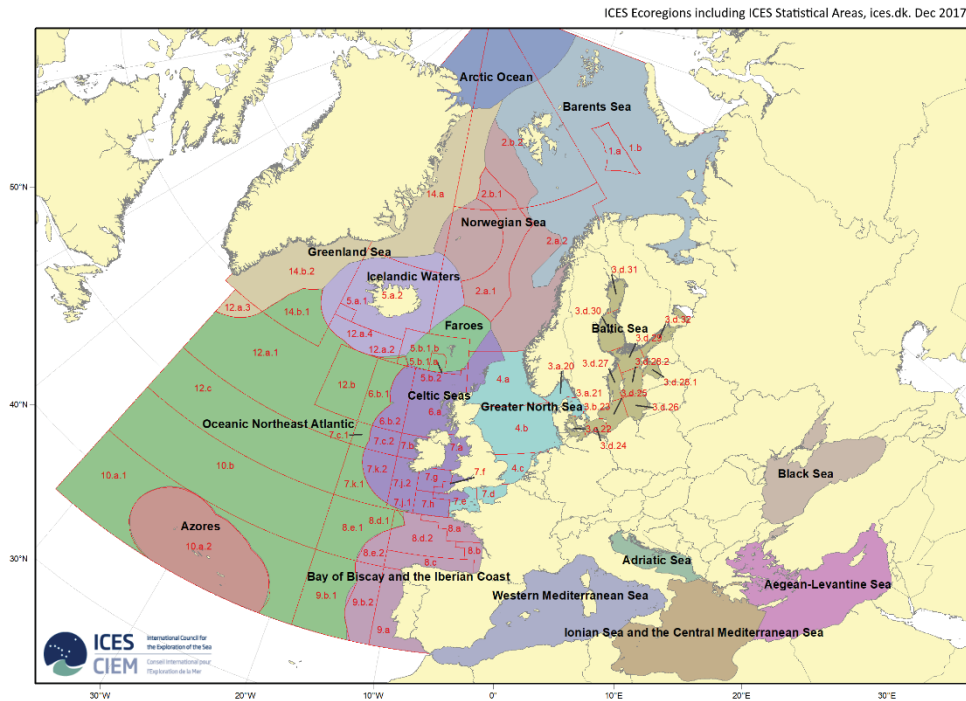
- Rosa, A., G. Menezes, O. Melo and M.R. Pinho 2006. Weight-length relationships of 33 demersal fish species from Azores archipelago. *Fisheries Research* 80: 329-332.
- Rotllant, G., J. Moranta, E. Massutí, F. Sardà and B. Morales-Nin 2002. Reproductive biology of three gadiform fish species through the Mediterranean deep-sea range (147-1850 m). *Scientia Marina* 66: 157-166.
- Ryland, J.S. and T.O. Ajayi 1984. Growth and population dynamics of three *Raja* species (Batoidei) in Carmarthen Bay, British Isles. *ICES Journal of Marine Science* 41: 111-120.
- Sanches, J.G. 1991. Catálogo dos principais peixes marinhos da República de Guiné-Bissau. *Publicações avulsas do Instituto Nacional de Investigação das Pescas* 16. 429 pp.
- Santos, R., A. Novoa-Pabon, H. Silva and M. Pinho 2020c. Elasmobranch species richness, fisheries, abundance and size composition in the Azores archipelago (NE Atlantic). *Marine Biology Research* 16: 103-116.
- Santos, R., A. Pabon, W. Silva, H. Silva and M. Pinho 2020b. Population structure and movement patterns of blackbelly rosefish in the NE Atlantic Ocean (Azores archipelago). *Fisheries Oceanography* 29: 227-237.
- Santos, R., W. Medeiros-Leal and M. Pinho 2020a. Stock assessment prioritization in the Azores: procedures, current challenges and recommendations. *Arquipelago. Life and Marine Sciences* 37: 45-64.
- Santos, R.V.S., A.M. Novoa-Pabon, H.M. Silva and M.R. Pinho 2019b. Can we consider the stocks of alfonsinos *Beryx splendens* and *Beryx decadactylus* from the Azores a discrete fishery management unit? *Journal of Fish Biology* 94: 993-1000.
- Santos, R., W. Medeiros-Leal, A. Novoa-Pabon, H. Silva and M. Pinho 2021. Demersal fish assemblages on seamounts exploited by fishing in the Azores (NE Atlantic). *Journal of Applied Ichthyology*: doi: 10.1111/jai.14165
- Santos, R.V.S., W.M.M.L. Silva, A.M. Novoa-Pabon, H.M. Silva and M.R. Pinho 2019a. Long-term changes in the diversity, abundance and size composition of deep sea demersal teleosts from the Azores assessed through surveys and commercial landings. *Aquatic Living Resources* 32: 25.
- Santos, V.M.C. 1993. Fecundity in the species *Loligo forbesi* (Steenstrup, 1856). Bachelor thesis. University of the Algarve, Faro, Portugal. (in Portuguese).
- São João, N. 2006. Characterization of gillnets and catch index of the parrotfish *Sparisoma cretense* (Linnaeus, 1758). Internal Report. Horta Professional School, Horta, Portugal. 17 pp. (in Portuguese).
- Sbaihi, M., M. Fouchereau-Peron, F. Meunier, P. Elie, I. Mayer, E. Burzawa-Gerard, B. Vidal and S. Dufour 2001. Reproductive biology of conger eel from the south coast of Brittany, France and comparison with the European eel. *Journal of Fish Biology* 59: 302-318.
- Schmiing, M. and P. Afonso 2009. Acoustic tag retention of the Mediterranean slipper lobster *Scyllarides latus* (Latreille, 1802) in the Azores. *Arquipelago. Life and Marine Sciences* 26: 37-43.
- Schönhuth, S., Y. Álvarez, V. Rico, J.A. González, J.I. Santana, E. Gouveia, J.M. Lorenzo and J.M. Bautista 2005. Molecular identification and biometric analysis of Macaronesian archipelago stocks of *Beryx splendens*. *Fisheries Research* 73: 299-309.
- Scoles, D.R., B.B. Collette and J.E. Graves 1998. Global phylogeography of mackerels of the genus *Scomber*. *Fishery Bulletin* 96: 823-842.
- Šegvić-Bubić, T., F. Marrone, L. Grubišić, D. Izquierdo-Gomez, I. Katavić, M. Arculeo and S. Lo Brutto 2016. Two seas, two lineages: How genetic diversity is structured in Atlantic and Mediterranean greater amberjack *Seriola dumerili* Risso, 1810 (Perciformes, Carangidae). *Fisheries Research* 179: 271-279.
- Sequeira, R.M.V. 2001. Biology and characterization of lobster fishery (*Palinurus elephas*, Fabricius 1787) in the Azores. Bachelor thesis. University of the Algarve, Faro, Portugal. 54 pp. (in Portuguese).
- Sequeira, V., A. Neves, R. Barros Paiva, J. Pereira De Lima, A.R. Vieira and L. Serrano Gordo 2012. Life history parameters as possible discriminators of bluemouth *Helicolenus dactylopterus* (Delaroche, 1809) populations in Portuguese waters. *Fisheries Research* 125-126: 69-76.
- Sequeira, V., R. Mendonza, A. Neves, R.B. Paiva, F. Saborido-Rey and L.S. Gordo 2011. Using body geometric morphometrics to identify bluemouth, *Helicolenus dactylopterus* (Delaroche, 1809) populations in the Northeastern Atlantic. *Hydrobiologia* 669: 133-141.
- Serafim, M.P.P. 1995. Contribution to the growth study of the red porgy, *Pagrus pagrus* (Linnaeus, 1758) in the Azores. Bachelor thesis. University of the Algarve, Faro, Portugal. 52 pp. (in Portuguese).
- Serafim, M.P.P. and H.M. Krug 1995. Age and growth of the red porgy, *Pagrus pagrus* (Linnaeus, 1758) (Pisces: Sparidae), in Azorean waters. *Arquipelago. Life and Marine Sciences* 13A: 11-20.
- Serrão Santos, R., S. Hawkins, L.R. Monteiro, M. Alves and E.J. Isidro 1995. Marine research, resources and conservation in the Azores. *Aquatic Conservation: Marine and Freshwater Ecosystems* 5: 311-354.
- Serra-Pereira, B., I. Figueiredo and L.S. Gordo 2011. Maturation, fecundity, and spawning strategy of the thornback ray, *Raja clavata*: do reproductive characteristics vary regionally? *Marine Biology* 158: 2187-2197.
- Shimizu, T., 1984. Berycidae. In W. Fischer, G. Bianchi (Eds) FAO species identification sheets for fishery purposes. Western Indian Ocean fishing area 51. Vol. 1. Paris, France: UNESCO.
- Silva, D.I.M.R. 2002. Age and growth determination of two demersal fish species from the Azores archipelago, blackbelly rosefish (*Helicolenus dactylopterus* Delaroche, 1809) and offshore rockfish (*Pontinus kuhlii* Bowdich, 1825). Bachelor thesis. University of the Algarve, Faro, Portugal. 61 pp. (in Portuguese).
- Silva, H. and G. Menezes 1996. An intensive fishing experiment in the Azores. Final Report. Study contract 94/028. Arquivos do DOP. Série relatórios internos nº 1/96. 62 pp.

- Silva, H.M. 1985. Age and growth of the forkbeard *Phycis phycis* (Linnaeus, 1766) in Azorean waters. ICES/CM 1985/G:72, 11 pp.
- Silva, H.M. 1986a. Biology and assessment of the main demersal species in the Azores. Pp. 105-113. In: Secretaria Regional de Agricultura e Pescas dos Açores (Ed.). *6ª Semana das Pescas dos Açores, Horta, Portugal*. 284 pp. (in Portuguese).
- Silva, H.M. 1986b. Reproduction of the forkbeard *Phycis phycis* (Linnaeus, 1766) in the Azorean waters. ICES/CM 1986/G:60, 9 pp.
- Silva, H.M. 1986c. Growth and reproduction of the forkbeard *Phycis phycis* (Linnaeus, 1766) in the Azorean waters. Internal report. University of the Azores, Horta, Portugal. 100 pp. (in Portuguese).
- Silva, H.M. 1988. Stock status of the blackspot seabream and forkbeard. Pp- 197-199. In: Secretaria Regional de Agricultura e Pescas dos Açores (Ed.). *7ª Semana das Pescas dos Açores, Horta, Portugal*. 269 pp. (in Portuguese).
- Silva, H.M. and H.M. Krug 1992. Virtual population analysis of the forkbeard, *Phycis phycis* (Linnaeus, 1766), in the Azores. *Arquipelago. Life and Marine Sciences* 10: 5-12.
- Smith, D.G. 1990. Congridae. In J.C. Quero, J.C. Hureau, C. Karrer, A. Post and L. Saldanha (Eds). *Check-list of the fishes of the eastern tropical Atlantic (CLOFETA)*. Vol. 1. Paris, France: UNESCO.
- Smith, J.M., C.D. Macleod, V. Valavanis, L. Hastie, T. Valinassab, N. Bailey, M.B. Santos and G.J. Pierce 2013. Habitat and distribution of post-recruit life stages of the squid *Loligo forbesii*. *Deep Sea Research Part II: Topical Studies in Oceanography* 95: 145-159.
- Smith-Vaniz, W.F. 1995. Carangidae. Jureles, pámpanos, cojinúas, zapateros, cocineros, casabes, macarelas, chicharros, jorobados, medregales, pez pilota. In W. Fischer, F. Krupp, W. Schneider, C. Sommer, K.E. Carpenter, V. Niem (Eds.), *Guia FAO para Identificación de Especies para lo Fines de la Pesca. Pacífico Centro-Oriental*. Vols. 1-3. Rome, Italy: FAO.
- Sommer, C., W. Schneider and J.-M. Poutiers 1996. *FAO species identification field guide for fishery purposes*. The living marine resources of Somalia. Rome, Italy: FAO. 376 p.
- Sousa, R., J. Delgado, A.R. Pinto, P. Henriques 2017. Growth and reproduction of the north-eastern Atlantic keystone species *Patella aspera* (Mollusca: Patellogastropoda). *Helgoland Marine Research* 71(1): 1-13.
- Spanier, E. and K.L. Lavalli 1998. Natural history of *Scyllarides latus* (Crustacea: Decapoda): a review of the contemporary biological knowledge of the Mediterranean slipper lobster. *Journal of Natural History* 32(10-11): 1769-1786.
- Tanaka, S. 1960. Studies on the dynamics and the management of fish populations. *Bulletin of the Tokai Regional Fisheries Research Laboratory* 28: 200. (In Japanese).
- Tanner, S.E., E. Giacomello, G.M. Menezes, A. Mirasole, J. Neves, V. Sequeira, R.P. Vasconcelos, A.R. Vieira and J.R. Morrongiello 2020. Marine regime shifts impact synchrony of deep-sea fish growth in the northeast Atlantic. *Oikos*: doi:10.1111/oik.07332
- Taylor, C.C. 1959. Temperature, growth and mortality – the Pacific cockle. *Journal du Conseil International pour l'exploration de la mer* 26: 117-24.
- Taylor, C.C. 1960. Temperature, growth and mortality the Pacific cockle. *Journal du Conseil International pour l'Exploration de la Mer* 26: 117-124.
- Techetach, M., R. Ajana and Y. Saoud 2019. Reproductive parameters of Atlantic chub mackerel *Scomber colias* in M'diq Bay, Morocco. *Journal of the Marine Biological Association of the United Kingdom* 99, 957-962.
- Thompson, G.B. 1979. Distribution and population dynamics of the limpet *Patella aspera* (Lamarck) in Bantry Bay. *Journal of Experimental Marine Biology and Ecology* 40(2): 115-135.
- Thompson, W.F. and H. Bell 1934. Biological statistics of the Pacific halibut fishery. (2) Effect of changes in intensity upon total yield, and yield per unit gear. *Report of the International Fisheries Commission* 8. 49 pp.
- Torres, M.A., Y. Vila, L. Silva, J.J. Acosta, F. Ramos, M.L.D. Palomares and I. Sobrino 2017. Length-weight relationships for 22 crustaceans and cephalopods from the Gulf of Cadiz (SW Spain). *Aquatic Living Resources* 30: 12.
- Tuset, V.M., J.A. González, I.J. Lozano and M.M. Garcia-Diaz 2004. Age and growth of the blacktail comber, *Serranus atricauda* (Serranidae), off the Canary Islands (Central-Eastern Atlantic). *Bulletin of Marine Science* 74(1): 53-68.
- Tuset, V.M., J.A. González, J.I. Santana, A. Moreno-López and M.M. García-Díaz 2006. Reproductive pattern and growth in *Lepidopus caudatus* (Osteichthyes, Trichiuridae) from the Canary Islands (Easterncentral Atlantic). *Electronic Journal of Ichthyology* 1: 26-37.
- Uriarte, A., L. Zarauz, M. Aranda, M. Santurtún, A. Iriondo, P. Berthou, J. Castro, S. Delayat, J.M. Falcón, J. García, M. Gaspar, J.F. González, S. Jiménez, C. Lordan, G. Morandeu, F. Sanchez, M.T.G. Santamaría and N. Villegas 2014. Guidelines for the definition of operational management units. AZTI Report of Project GEPETO. 69 pp.
- Vasconcelos, J., A. Alves, E. Gouveia and G. Faria 2006. Age and growth of the blue jack mackerel, *Trachurus picturatus* Bowdich, 1825 (Pisces: Teleostei) off Madeira archipelago. *Arquipelago. Life and Marine Sciences* 23A: 47-57.
- Vasconcelos, J., G. Faria, R. Freitas and L.S. Gordo 2017. Fecundity regulation strategy of the blue jack mackerel, *Trachurus picturatus* (Bowdich, 1825), off Madeira Island (NE Atlantic). *Fisheries Research* 190: 150-156.
- Vasconcelos, J., M. Afonso-Dias and G. Faria 2012. Atlantic chub mackerel (*Scomber colias*) spawning season, size and age at first maturity in Madeira waters. *Arquipelago. Life and Marine Sciences* 29: 43-51.

- Vasconcelos, J., M.A. Dias and G. Faria 2011. Age and growth of the Atlantic chub mackerel *Scomber colias* Gmelin, 1789 off Madeira Island. *Arquipelago. Life and Marine Sciences* 28: 57-70.
- Veale, L. and K. Krusic-Golub 2008. Final report on the age, growth and mortality rate of ribald (*Mora moro*) in the SESSF. Final report to Australian Fisheries Management Authority. Project No. 2006/824. Fisheries Victoria (Fisheries Research Branch), Queenscliff. 17 pp.
- Vieira, A.R., A. Neves, V. Sequeira, R.B. Paiva and L.S. Gordo 2014. Otolith shape analysis as a tool for stock discrimination of forkbeard (*Phycis phycis*) in the Northeast Atlantic. *Hydrobiologia* 728: 103–110.
- Vieira, A.R., A.S.B. Rodrigues, V. Sequeira, A. Neves, R.B. Paiva, O.S. Paulo and L.S. Gordo 2016a. Genetic and Morphological Variation of the Forkbeard, *Phycis phycis* (Pisces, Phycidae): Evidence of Panmixia and Recent Population Expansion along Its Distribution Area. *PLoS ONE* 11(12): e0167045.
- Vieira, A.R., I. Farias, I. Figueiredo, A. Neves, B. Morales-Nin, V. Sequeira, M.R. Martins and L.S. Gordo 2009. Age and growth of black scabbardfish (*Aphanopus carbo* Lowe, 1839) in the southern NE Atlantic. *Scientia Marina* 73(S2): 33-46.
- Vieira, A.R., I. Figueiredo, C. Figueiredo and G.M. Menezes 2013. Age and growth of two deep-water fish species in the Azores Archipelago: *Mora moro* (Risso, 1810) and *Epigonus telescopus* (Risso, 1810). *Deep Sea Research Part II: Topical Studies in Oceanography* 98: 148-159.
- Vieira, A.R., V. Sequeira, A. Neves, R.B. Paiva and L.S. Gordo 2016b. Reproductive strategy of forkbeard, *Phycis phycis*, from the Portuguese coast. *Helgoland Marine Research* 70: 3.
- Walker, P.A. 1999. Fleeting images—dynamics of North Sea ray populations. PhD thesis. Faculty of Biology, University of Amsterdam.
- Weber, L.I. and S.J. Hawkins 2005. *Patella aspera* and *P. ulyssiponensis*: genetic evidence of speciation in the North-east Atlantic. *Marine Biology* 147: 153–162.
- Weber, L.I., J.P. Thorpe, R.S. Santos and S.J. Hawkins 1998. Identification of stocks of the exploited limpets *Patella aspera* and *P. candei* at Madeira Archipelago by allozyme electrophoresis. *Journal of Shellfish Research* 17: 945–953.
- Westhaus-Ekau, P. and W. Eka 1982. Preliminary report of the investigations on “cavala” (*Scomber japonicus*) and “chicharro” (*Trachurus picturatus*). Internal Report, Department of Oceanography and Fisheries. University of Azores. Horta. 24 pp.
- Whittamore, J.M. and I.D. McCarthy 2005. The population biology of the thornback ray, *Raja clavata* in Caernarfon Bay, north Wales. *Journal of the Marine Biological Association of the United Kingdom* 85: 1089–1094.
- Wirtz, P., C. Ferreira, S. Floeter, R. Fricke, J. Gasparini, T. Iwamoto, L. Rocha, C. Sampaio and U. Schliewen 2007. Coastal Fishes of São Tomé and Príncipe islands, Gulf of Guinea (Eastern Atlantic Ocean)—an update. *Zootaxa* 1523: 1–48.
- WoRMS 2020. World Register of Marine Species. Available from <http://www.marinespecies.org> at VLIZ. Accessed 2020-09-29.
- Zhang, C.I. and B.A. Megrey 2006. A revised Alverson and Carney model for estimating the instantaneous rate of natural mortality. *Transactions of the American Fisheries Society* 135: 620–633.

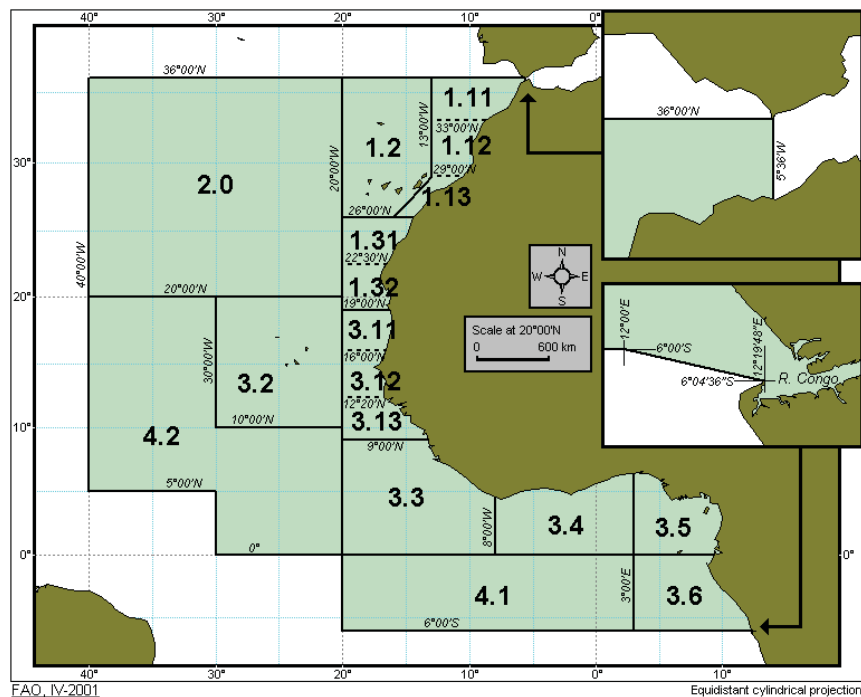
APPENDIX I

A. ICES ecoregions and advisory areas.



Source: <https://www.ices.dk/advice/advisory-process/Pages/ICES-ecosystems-and-advisory-areas.aspx>

B. CECAF major fishing area 34 and its statistical divisions.



Source: <http://www.fao.org/fishery/area/Area34/en>

GLOSSARY

Asynchronous oocyte maturation (or asynchronous ovarian development) - Oocytes of all stages are present in the ovary. Ovary appears to be a random mixture of oocytes, at every conceivable stage.

Batch spawner pattern - Multiple spawning of an individual in a spawning season; species which sheds eggs more than once through a spawning season rather than within a short period (a sequential spawner).

Determinate fecundity - Fecundity is determinate when the potential annual fecundity becomes fixed prior to the onset of spawning. In fishes with determinate fecundity, total fecundity decreases with each spawning because the standing stock of advanced yolked oocytes is not replaced during the spawning season.

Gonochorist species - Species with sexes separate, male and female reproductive organs being in different individuals, as opposed to hermaphroditism.

Group-synchronous ovarian development - During gonadal recrudescence, each ovary contains two or more clutches of oocytes in different stages of development that are successively ovulated.

Indeterminate fecundity - Fecundity is indeterminate when the potential annual fecundity of a female is not fixed prior to onset of spawning and unyolked oocytes continue to be matured and spawned during the spawning season.

Meta-population - Group of spatially separated populations of the same species which interact at some level.

Oviparous - Producing eggs that develop and hatch outside the body of the female.

Ovoviviparous - Animals that retain the eggs within the body of the female in a brood chamber in which the development of the embryo takes place, perhaps deriving some nourishment from the female, but without strong umbilical attachment to a placenta as in mammals; the typical condition of so-called "live-bearing" fishes.

Protandrous hermaphroditism - Individual functions first as a male and later as a female.

Protogynous hermaphroditism - Individual functions first as a female and later as a male.

Sequential spawner pattern - Release of eggs at intervals, usually over several days or weeks.

Stock unit - Population of a species for which it is assumed that abundance dynamics are determined by internal processes of recruitment and mortality, and insignificantly affected by immigration and emigration.

Straddling stocks - Stocks that migrate through or occur in more than one Exclusive Economic Zone.

Synchronous ovarian development - All oocytes, once formed, grow and ovulate from the ovary development in unison; further replacement of one stage by an earlier stage does not take place.



ISBN: 978-989-99834-6-5
eISSN: 2182-9799